

# 2023 TPTA ANNUAL CONFERENCE & ROADEO



## OPERATOR ROADEO HANDBOOK

Thursday, September 21, 2023

Liberty Park  
335 South Hollywood  
Memphis, TN 38104

## THE TENNESSEE PUBLIC TRANSPORTATION ASSOCIATION 2023 CONFERENCE AND BUS, VAN & MAINTENANCE ROADEO

**Hosted by:** Tennessee Public Transportation Association (TPTA)

**Host property:** Liberty Park – 335 South Hollywood Memphis, TN 38104

**Date:** Thursday, September 21, 2023

MATA will provide continuous shuttles from 6:00am until 8:30am and 2:00pm until 4:00pm from the host hotel, the Sheraton Downtown Memphis.

As you know, the Bus, Van and Maintenance Roadeo is a great opportunity to provide some well-deserved operator and maintenance personnel recognition while promoting safety and professionalism. Transit systems throughout Tennessee send the best bus, van operators and maintenance professionals to compete in this event. The competing maintenance personnel compete in a variety of categories testing their industry knowledge. The Maintenance Roadeo handbook is available on the conference website, the link is located on the TPTA website([tntransit.org](http://tntransit.org)). The competing bus and van operators drive through a test course marked with traffic cones that simulate various situations encountered on the road. Competing bus and van operators and maintenance personnel are expected to meet Roadeo qualifications by maintaining good attendance and a safe driving record.

this year the pre-trip inspection portion of the competition will be held the day of the roadeo. By doing this it allows the operators to participate in the conference expo and sessions on Wednesday. We will review the details during the operator orientation.

The Roadeo will consist of seven (5) separate competitions:

- 30-foot Bus Competition
- Conversion Van Competition
- Cutaway Van Competition
- Bus Maintenance Competition
- Van Maintenance Competition

**NEW**-Each TPTA transit system member is entitled to send three (3) operators and two (2) maintenance personnel per competition. Competitors can only compete in one category. All participants must be qualified and possess a valid driver's license or Commercial Driver's License (CDL) for the vehicle in which they are competing. **2022 TPTA State Roadeo winners can be found in Appendix 1; Frequently asked questions and answers can be found in Appendix 2.**

The Tennessee Public Transportation Association (TPTA) would like to extend an invitation to encourage your transit system to participate in the 2023 TPTA State Bus, Van & Maintenance Roadeo. If you have any questions, please contact Lisa Maragnano at (423)260-5629 or by email at [lisamaragnano@gocarta.org](mailto:lisamaragnano@gocarta.org).



# Welcome to Memphis!



## OPERATOR COURSE EVENTS:

The eleven (11) driving problems or tests are worth 50 points each. Event descriptions are included in Appendix 3. **Reckless use of equipment and flagrant disregard for the safety of others may result in immediate disqualification.**

### 1. Offset Street

This test requires the contestant to drive through two separate narrow lanes that are offset one full lane's width from each other:

- Points will be deducted for:
  - touching cones,
  - shifting into reverse, or
  - Not completing course as designed

### 2. Right Hand Reverse

This problem tests the contestant's ability to turn a vehicle around at a route terminal which requires the vehicle to back up to the right:

- Points will be deducted for:
  - touching cones,
  - shifting into reverse after the initial reverse,
  - Rear clearance beyond 36 inches, or
  - Not completing the course as designed

### 3. Right Turn

This problem tests the contestant's ability to negotiate a tight 90° turn. The corner is marked with cones and the right rear tire of the bus is to pass within 6 inches of the corner cone:

- Points will be deducted for:
  - touching cones,
  - shifting into reverse,
  - Excessive right rear tire clearance, or
  - Not completing course as designed

### 4. Serpentine

This problem tests the contestant's ability to negotiate tight turns. The driver enters the course through a "gate," weaves in and out through three cones and exits the course through a "gate:"

- Points will be deducted for:
  - touching cones,
  - shifting into reverse, or
  - Not completing course as designed

### 5. Left Hand Turn

This problem tests the contestant's ability to make a tight left turn in a close situation. The contestant is required to swing the vehicle into a good turn without touching any of the cones:

- Points will be deducted for:
  - touching cones,
  - shifting into reverse after the initial reverse,
  - Not completing the course as designed

## **6. Customer Stop**

This event simulates a customer stop. The contestant stops the vehicle with the front tires within 6 inches of the simulated curb. Rear tires must be within 15 inches of the simulated curb. After stopping the vehicle, the operator opens the door to complete the test. An ADA stop announcement must be made prior to exiting the passenger stop:

- Points will be deducted for:
  - touching cones and or “curb”,
  - Front tire measurement over 6 inches,
  - Rear tire measurement over 15 inches,
  - shifting into reverse, or
  - Not completing the course as designed

## **7. Left-Hand Reverse**

This problem tests the contestant's ability to turn a vehicle around at a route terminal which requires the vehicle to back up to the left:

- Points will be deducted for:
  - touching cones,
  - shifting into reverse after the initial reverse,
  - Rear clearance beyond 36 inches, or
  - Not completing the course as designed

## **8. Customer Stop**

This event simulates a customer stop. The contestant stops the vehicle with the front tires within 6 inches of the simulated curb. Rear tires must be within 15 inches of the simulated curb. After stopping the vehicle, the operator opens the door to complete the test. An ADA stop announcement must be made prior to exiting the passenger stop:

- Points will be deducted for:
  - touching cones and or “curb”,
  - Front tire measurement over 6 inches,
  - Rear tire measurement over 15 inches,
  - shifting into reverse, or
  - Not completing the course as designed

## **9. Rear Duals Clearance**

This is a judgment problem where the contestant must drive through a lane with the right dual tires. The lane is only slightly wider than the total outside width of a pair of rear duals and is with large flat washers and tennis balls. The lane diminishes in width from the entrance to the exit:

- Points will be deducted for:
  - touching balls,
  - shifting into reverse,
  - Not completing the course as designed

## **10. Diminishing Clearance**

This problem tests the contestant's ability to judge the position and speed of his/her vehicle. The contestant is required to drive through a narrowing V-shaped channel outlined with barrels while maintaining a minimum speed of 15 miles per hour:

- Points will be deducted for:
  - touching barrels,
  - speed below 15 MPH
  - Not completing the course as designed

## 11. Judgment Stop

This event tests the contestant's ability to judge closing distances between the bus and a small object directly ahead. A small cone is placed on the final stop. The contestant must stop with the front bumper or bike rack within 6 inches of the cone:

- Points will be deducted for:
  - touching cone,
  - Excessive total stops,
  - Excessive clearance beyond 6-inch limit, or
  - Not completing the course as designed

## **OTHER SCORED EVENTS:**

### **1. Safety Habits**

- Contestant's safety habits will be reviewed while operating the vehicle.
- This event category is worth 25 points.
- Points will be deducted for:
  - Failure to use proper turn signals,
  - Failure to sound horn before backing up,
  - Failure to use flashers while backing up,
  - Moving vehicle with door open,
  - Poor posture,
  - Poor use of mirrors,
  - Poor use of hands, or
  - Poor use of feet

### **2. Smoothness of Operation**

- Contestant's ability to deliver a smooth ride will be evaluated during the driving events.
- This event category is worth 25 points.
- Points will be deducted for:
  - Failure to make A.D.A. announcements,
  - Sudden stops,
  - Sudden starts, or
  - Abrupt turns

### **3. Personal Appearance**

- The contestant's personal appearance will be evaluated for neatness, cleanliness and professionalism. The contestant must report wearing the uniform appropriate for his/her transit system.
- This event category is worth 50 points.
- Points will be deducted for:
  - Wrinkled, dirty, incomplete uniform,
  - Unpolished or dirty shoes, or,
  - Unkempt personal appearance

### **4. Total Course Time**

- Contestants are timed for each driving course event. Timing begins when the contestant begins the course and ends with the completion of the last event.
- Time is stopped for mechanical trouble, any type of course blockage that would impede contestant progress and where measurements are required for event scoring.
- Points are deducted for each second over seven (7) minutes required to complete the course.
- A maximum of 10 minutes will be allowed to complete the course

**Competitors will be required to vacate the course after 10 minutes.**

## PRE-TRIP INSPECTION:

All competitors operating the 30-foot bus in the Rodeo will conduct the pre-trip inspection on a bus. All van operators will conduct the pre-trip inspection on a conversion van. All competitors will be provided with a pre-trip card, pencil and a clip board to conduct the pre-trip inspection. The pre-trip card provides a guide on one side and areas to list all defects on the other side.

### a. Defects:

- Six (6) equipment-related defects and (1) security hazards are planted on or in a bus/van. These defects would make a bus operationally unready or unsafe.
- Defects are of a type that an operator would find when performing a pre-trip inspection.
- Identification of defects does not require starting the bus or crawling under the bus.
- Operators will not be allowed to have a checklist of defects to refer to during the competition.
- Eligible defects might include broken, loose, bad, missing, or incorrect:
  - seats
  - windows
  - flooring
  - windshield
  - mirrors
  - doors
  - bell cord
  - all type of lights
  - stanchions
  - fire extinguisher
  - wipers
  - number
  - license plate
  - horn

And a security hazard such as an abandoned package or briefcase etc.

- Ineligible defects include:
  - defects under the bus
  - exterior body damage
  - paint problems
  - radios
  - fare boxes
  - destination signs
  - battery compartment
  - wheelchair operations
  - kneeling functions
- Equipment where multiple defects are possible will be counted only once, i.e., seats, windows, lights.
- Front and rear windows, headlights, tail lights, brake lights, mirrors, and turn signals will each count as separate defects.

### b. Time:

- Each operator will be allotted seven (7) minutes to inspect, locate, identify, and legibly record any defects found.
- Time warnings will be given to the individual at the two (2) minute, one (1) minute, and 30 second time marks.
- Recording defects and securing doors will not be allowed after time has elapsed.

### c. Scoring:

- Five (5) points will be awarded for each of six (6) planted defects found, and twenty (20) points will be awarded for one (1) planted security challenge for a maximum of fifty (50) points.
- Points will be awarded only for those recorded defects that were planted by the judges. No points will be awarded for identification of defects which were not planted.
- The operator will notify the judge when finished. Once notice is given, the operator may not list additional defects.
- The judge will review the list of defects with each operator for clarification.
- A penalty of one (1) point will be assessed for each instance where the bus is not returned to its original condition; for example, one (1) point assessed for lights left on, wipers left running, master switch on, windows open, and escape hatches open, etc.
- **Starting the bus or van constitutes a safety violation and will result in the operator being disqualified from this event.** The inspection bus/van will be supplied with necessary electrical power and air pressure.



## **OPERATOR SCORING:**

*(Operator Score Sheets can be found in Appendix 4)*

### Driving Competition:

1. The conversion van and cutaway van, and 30' bus competitions are five (3) separate competitions.
2. There will be a first, second and third place award in each competition.
3. There are **700** maximum points for each competition.
4. 50 points will be deducted for obstacles attempted in the wrong order.
5. Ten (10) points will be deducted for any course marker not associated with an event (obstacle) touched.
6. The full value of the event (obstacle) will be deducted for any event not attempted or completed as designed.
7. In case of tie, the tie breakers will be as follows
  - a. Lowest time on the course
  - b. Score on the Judgment Stop.
8. Judgment of events (obstacles) will be the responsibility of the Event Judges. All decisions made by Event Judges are final.
9. Procedural questions must be directed to appropriate On-field Rodeo Officials.
10. Contestants are only allowed on the course when competing.
11. Contestants are not permitted to talk to Event Judges at any time during the competition.
12. Enforcement of all Rodeo "Rules and Regulations," supervision of Event Judges, and on-the-spot procedural decisions will be the responsibility of the Rodeo Officials.

# Tennessee Public Transportation Association Van Roadeo Pre-Trip Guide

## DEFECTS

Six equipment-related defects and (1) security hazard planted on or in the bus. These defects would make a bus operationally unready or unsafe. Defects are of a type that an operator would find when performing a pre-trip inspection. Identification of defects does not require starting the bus or crawling under the bus. Operators will not be allowed to have a checklist of defects to refer to during the competition.

### ELIGIBLE DEFECTS may include: (6 defects- 5 points each)

Seats, windows, flooring, windshield, mirrors, doors, bell cord, all type of lights, stanchions, fire extinguisher, wipers, bus number, and license plates

### SECURITY HAZARD (1 security hazard- 20 points)

A security hazard such as an abandoned package or briefcase will be planted on or in the bus.

## MULTIPLE DEFECTS

Equipment where multiple defects are possible will be counted only once. Seats, Windows, and Lights. Front and Rear Windows, Headlights, Tail-Lights, Brake Lights, Mirrors and Turn Signals will each count as separate defects.

## INELIGIBLE DEFECTS

Defects under the bus, Exterior Body Damage, Paint Problems, Wheelchair Operations, Kneeling functions, Radio, Fare box, Destination Signs, Battery Compartment, etc.

## SAFETY VIOLATION

Starting the bus constitutes a Safety Violation and will result in the operator being disqualified from this event. The Inspection bus will be supplied with necessary electrical power and air pressure.

## LEAVE IT AS YOU FOUND IT

Points will be assessed for Lights left on, Wipers left running, Master Switch on, Windows Open, and Escape Hatches open, etc.

## TIME

Each operator will be allotted seven (7) minutes to Inspect, Locate, Identify, and Legibly Record any defects found. Points will be awarded only for those recorded defects that were planted by the judges. No points will be awarded for identification of defects which were not planted. Recording defects and securing doors will not be allowed after time has elapsed.

## SCORING

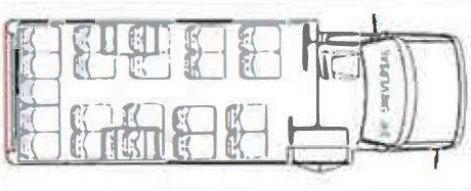
The Operator will notify the judge when finished. Once notice is given, the Operator may not list additional defects. The judge will review the list of Defects with each Operator for clarification. A penalty of one (1) point will be assessed for each instance where the bus is not returned to its original condition: for example, one (1) point assessed for Lights left on, Wipers left running, Master switch on, Windows open, and Escape Hatches Open, etc.

(6) PLANTED DEFECTS WORTH 5 POINTS EACH  
(1) PLANTED SECURITY HAZARD WORTH 20 POINTS

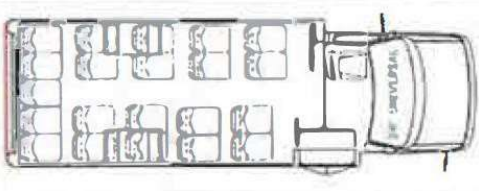
TOTAL NUMBER OF POINTS FOR THIS EVENT IS 50. LEAVE IT THE WAY YOU FOUND IT!

---

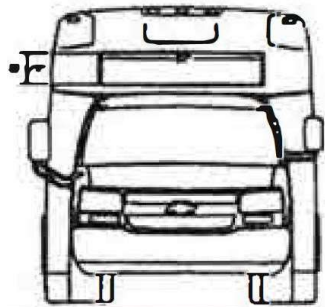
**DRIVER'S AREA**



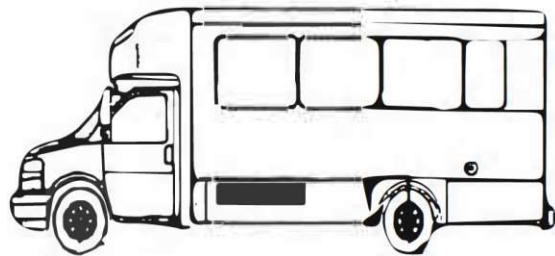
**INTERIOR**



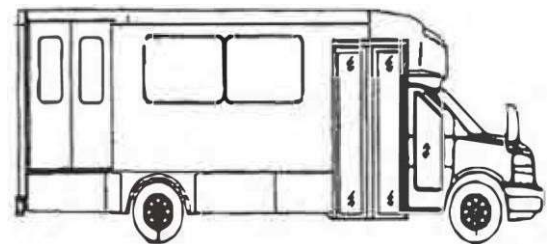
**FRONT OF VAN**



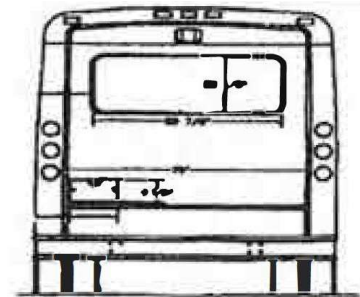
**LEFT SIDE OF VAN**



**RIGHT SIDE OF VAN**



**REAR OF VAN**





## Tennessee Public Transportation Association Bus Rodeo Pre-Trip Guide

### DEFECTS

Six equipment-related defects and (1) security hazard planted on or in the bus. These defects would make a bus operationally unready or unsafe. Defects are of a type that an operator would find when performing a pre-trip inspection. Identification of defects does not require starting the bus or crawling under the bus. Operators will not be allowed to have a checklist of defects to refer to during the competition.

### ELIGIBLE DEFECTS may include: (6 defects- 5 points each)

Seats, windows, flooring, windshield, mirrors, doors, bell cord, all type of lights, stanchions, fire extinguisher, wipers, bus number, and license plates

### SECURITY HAZARD (1security hazard- 20 points)

A security hazard such as an abandoned package or briefcase will be planted on or in the bus.

### MULTIPLE DEFECTS

Equipment where multiple defects are possible will be counted only once. Seats, Windows, and Lights. Front and Rear Windows, Headlights, Tail-Lights, Brake Lights, Mirrors and Turn Signals will each count as separate defects.

### INELIGIBLE DEFECTS

Defects under the bus, Exterior Body Damage, Paint Problems, Wheelchair Operations, Kneeling functions, Radio, Fare box, Destination Signs, Battery Compartment, etc.

### SAFETY VIOLATION

Starting the bus constitutes a Safety Violation and will result in the operator being disqualified from this event. The Inspection bus will be supplied with necessary electrical power and air pressure.

### LEAVE IT AS YOU FOUND IT

Points will be assessed for Lights left on, Wipers left running, Master Switch on, Windows Open, and Escape Hatches open, etc.

### TIME

Each operator will be allotted seven (7) minutes to Inspect, Locate, Identify, and Legibly Record any defects found. Points will be awarded only for those recorded defects that were planted by the judges. No points will be awarded for identification of defects which were not planted. Recording defects and securing doors will not be allowed after time has elapsed.

### SCORING


The Operator will notify the judge when finished. Once notice is given, the Operator may not list additional defects. The judge will review the list of Defects with each Operator for clarification. A penalty of one (1) point will be assessed for each instance where the bus is not returned to its original condition: for example, one (1) point assessed for Lights left on, Wipers left running, Master Switch on, Windows open, and Escape Hatches Open, etc.

(6) PLANTED DEFECTS WORTH 5 POINTS EACH  
(1) PLANTED SECURITY HAZARD WORTH 20 POINTS


TOTAL NUMBER OF POINTS FOR THIS EVENT IS 50. LEAVE IT THE WAY YOU FOUND IT!

---

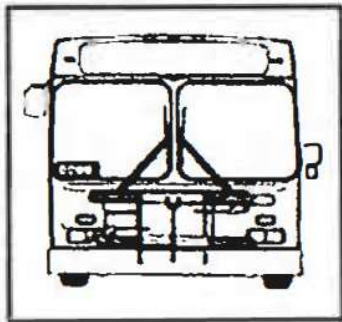
**DRIVER'S AREA**



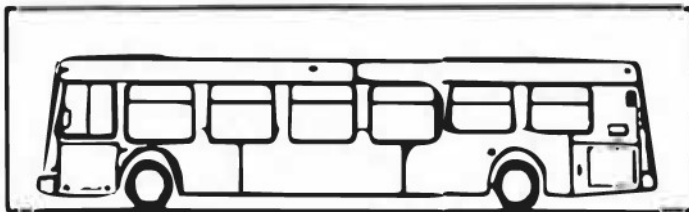
**INTERIOR**



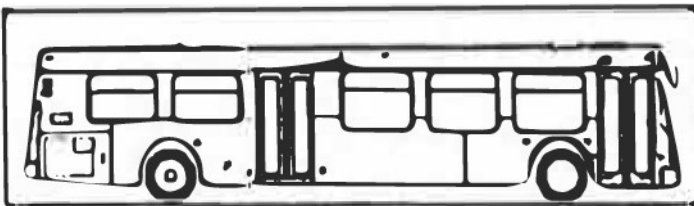
**FRONT OF BUS**




**LEFT SIDE OF BUS**



**RIGHT SIDE OF BUS**



**REAR OF BUS**



This image shows a full page of blank white paper with horizontal ruling lines. The lines are evenly spaced and run across the width of the page, providing a template for writing or drawing. There are no margins, text, or other markings present.



# **2023 TPTA ROADEO**

## **Description of Buses & Vans**

## Memphis' 29 FOOT BUS



### **2010 29ft. Low Floor Gillig**

Unladen weight – 22,000 lbs

Overall Length – 29'

**Width – 102" – without mirrors**

Engine – Cummins L9

Transmission – Allison Automatic 400R

MATA will provide vehicles



## WEGO'S CUTAWAY



### 2023 Ford Startrans E-450 Cutaway AccessRide Van

|                |                        |
|----------------|------------------------|
| GVWR           | 14,500 or 7 Tons       |
| Overall Length | 22'                    |
| Overall Width  | 9' 6" mirror to mirror |
| Clearance      | 10' 3"                 |
| Engine         | 7.3 V8 Gasoline        |
| Wheelbase      | 158"                   |

WEGO will provide the vehicles.

## MATA CONVERSION VAN



## 2022 T-150 Ford Conversion Van

Height – 9.5ft  
Length – 22'ft  
Width – 6ft (from step to step)

MATA will provide the vehicles.



# APPENDICES

# APPENDIX 1

## 2022 TPTA ROADEO WINNERS

### MAINTENANCE ROADEO VAN DIVISION

- 3<sup>RD</sup>: Matt Smith, ETHRA
- 2<sup>nd</sup>: Joe Bitter, UCHRA
- 1<sup>ST</sup>: Jon Vines, SETHRA

### MAINTENANCE ROADEO BUS DIVISION

- 3<sup>RD</sup>: James Croom, Jackson Transit Authority
- 2<sup>ND</sup>: Troy Willis, WeGo Public Transit
- 1<sup>ST</sup>: Pedro Ochoa, WeGo Public Transit

### MAINTENANCE ROADEO BRAGGING RIGHTS MEDAL

- Van: Matt Smith, ETHRA
- Bus:

### CONVERSION VAN DIVISION

- 3<sup>RD</sup>: Aaron Childers, FTHRA
- 2<sup>ND</sup>: Pete DeJardans, FTHRA
- 1<sup>ST</sup>: Jeff Depriest, SCATS

### CUTAWAY VAN DIVISION

- 3<sup>RD</sup>: Jonny Maynard, UCHRA
- 2<sup>ND</sup>: Scott Wallace, WeGo Public Transit
- 1<sup>ST</sup>: Tina Hayes, KAT

### 30' BUS DIVISION

- 3<sup>RD</sup>: Justin Jones, Clarksville Transit System
- 2<sup>ND</sup>: Gregory Davis, KAT
- 1<sup>ST</sup>: Mark Johnson, WeGo Public Transit

### SPIRIT COMPETITION

- Upper Cumberland Human Resource Agency

# APPENDIX 2

## FREQUENTLY ASKED QUESTIONS & ANSWER

**NOTE:** Questions and answers are provided to assist Roadeo contestants with familiarization of the Roadeo competition. On-field officials are responsible for interpretations and decisions during competition.

**1. Q: Can someone ride with me?**

A: No.

**2. Q: Are you going to guide me through the course?**

A: No. You will be provided with a diagram of the course and/or a walk-through. It is your responsibility to negotiate the obstacles in proper order.

**3. Q: Do I have to use the horn and turn signals?**

A: Yes. If you fail to use your horn and/or signals, you will lose points from the on-board safety judge.

**4. Q: Am I allowed to go outside the line of the perimeter cones?**

A: No. You must stay within the course lines. Each course marker or perimeter cone touched will count as a penalty.

**5. Q: May I take off my jacket when I compete?**

A: Yes. Make yourself comfortable after the personal appearance inspection.

**6. Q: Can I use the mirrors that I am used to?**

A: No. You must use the mirrors provided on the host property vehicles.

**7. Q: Will I be driving the same type of bus that I drive in my system?**

A: You will be driving the vehicles provided by the host property for the vans or bus competition. Vehicle information is provided in the Host property information in description of buses & vans.

**8. Q: Will there be transportation from the Hotel to the Roadeo site?**

A: Yes. Refer to the TPTA Roadeo Schedule or TPTA website for additional information.

**9. Q: Do I have to take a safety quiz?**

A: No.

**10. Q: Do I go through the defect bus?**

A: Yes. The Operator competition includes a scored pre-trip inspection.

**11. Q: Do I get a personal appearance inspection?**

A: Yes.

**12. Q: May I adjust my mirrors?**

A: Yes. You are responsible for adjusting your mirrors.

**13. Q: Do I lose points if I back up?**

A: Yes. In all course events except for the first backup in the left and right reverses, you will lose points each time you reverse.

**14. Q: If I hit the same cone twice, do I lose double points?**

*A: No. Once you are charged with hitting a cone you are not charged for it the second time.*

**15. Q: If I just touch the base of a cone does it count against me?**

*A: Yes. Hitting or even touching any portion of the cone counts as a hit.*

**16. Q: Is my manager allowed to walk behind my bus when I am competing?**

*A: No. Only Rodeo Officials and judges are allowed on the course while competition (or practice) is in progress. Spectators may watch from the spectator areas.*

**17. Q: Will I be allowed to walk through the course?**

*A: Yes. On competition day all Rodeo participants will get a walk through to observe the course.*

**18. Q: Does time on the course count?**

*A: Yes. The course time limit is seven (7) minutes. Points will be deducted for every second over seven (7) minutes.*

**19. Q: Does smoothness of operation count?**

*A: Yes. You will be observed by the On-Board Judge.*

**20. Q: Does speed count?**

*A: Your speed through the diminishing clearance obstacle must be at least 15 mph.*

**21. Q: Do you award dual prizes for a tie score?**

*A: No. The contestant with the lowest time through the course wins.*

**22. Q: How many prizes are awarded?**

*A: First, Second and third prizes will be awarded for each category that competes.*

**23. Q: Do I have to wear my badge or name plate?**

*A: Only if it's part of your uniform.*

**24. Q: Can I wear sneakers?**

*A: Wear the same kind of shoes you wear when you are operating in passenger service at your transit system.*

**25. Q: Will there be refreshments/lunch?**

*A: Refreshments and lunch will be available on competition day.*

**26. Q: Can I bring my family?**

*A: Yes. Come and enjoy the festivities and competition. Spectator areas are available for the Operators course.*

**27. Q: Do I have to come to orientation?**

*A: Yes. Important information will be put out at orientation as well as placement in the competition.*

**28. Q: Do I have to use a seat belt?**

*A: Yes. 5 Points will be deducted for failure to use your seat belt.*

**29. Q: Is the course set up as shown in the APTA handbook?**

*A: Obstacle configurations are the same, but dimensions and sequence may be different.*

**30. Q: How is the decision made about which category bus goes first each year?**

*A: In odd number years 35-' buses go first. In even years 40+' buses go first.*

**31. Q: Is the rear cone in the backups fixed or does it vary?**

*A: The rear cone is fixed.*

**32. Q: Will there be a bus available for familiarization purposes?**

*A: Not sure. On the day of orientation or on competition day 30', 35' and 40' buses and van will be available.*

**33. Q: Do I only have to call ADA announcements at the passenger stops?**

*A: Yes. You must call the stop before you start forward movement out of the bus stop.*

**34. Q: Do I need to use the P.A.(Public Announcement) System to announce ADA Stops?**

*A: No.*

**35. Q: On the Right and Left reverses do I start at a 45-degree angle?**

*A: You can start at whatever angle you prefer.*

**36. Q: Do the buses have bike racks?**

*A: Yes, if provided by the host property the bike racks will remain on the buses.*

**37. Q: Can I palm the steering wheels on Turns?**

*A: No.*

**38. Q: When do I have to turn on the flashers?**

*A: Before you back your bus at the left and right reverses and any time you back your bus.*

**39. Q: Do hazard light have to be on in the passenger stop?**

*A: No. Only turn signals have to be used.*

**40. Q: Do I apply the passenger/parking/emergency brake on passenger stops or reverses?**

*A: No.*

**41. Q: Can I shift the bus from drive to reverse without going into neutral?**

*A: It depends on the bus type used. If in a 30' or 40' bus Yes, if in van No.*

**42. Q: Do I open the doors at passenger stops?**

*A: Yes.*

**43. Q: On the Right and Left Reverses, does the clock stop when I open the doors?**

*A: You do not open the doors. You will honk your horn when you have completed your backing. The clock will stop until you start forward movement.*

**44. Q: Whenever the bus is disabled, does my time stop?**

*A: Yes.*

**45. Q: If the doors are open when you drive off, will points be deducted?**

*A: Yes. It is a safety issue. Most buses will not let the bus move when the doors are open.*

**46. Q: On the right and left reverses, do I need to turn on my flashers and honk my horn before backing?**

*A: Yes. You must use the flashers and horn at any time you back on the course.*

**47. Q: Do I need to use my turn signals on free turns?**

*A: Yes. Any time you move right or left on the course, you must use your turn signals.*

**48. Q: When I back into the reverses and stop and then continue backing into the reverses, will I be penalized?**

*A: No, you will only be penalized if you pull forward and back in a second time.*

**49. Q: How will the judges know when I have completed my backing into the reverses?**

*A: You will honk your horn.*

**50. Q: Do I have to compete in my uniform?**

*A: Yes. If applicable, you may remove your tie and coat to become more comfortable.*

## **Pre-Trip Inspection:**

**51. Q: At the Pre-Trip Inspection, will we get a count down on our time left?**

*A: Yes. A 2-minute, 1 minute and 30 second warning will be given.*

**52. Q: At the Pre-Trip Inspection, can we walk around the bus and then record the defects?**

*A: Yes, anyway you want to do it is acceptable.*

**53. Q: Will there be a judge writing down the defects for us as we find them?**

*A: No, you must write them down yourself in as legible a manner as possible.*

**54. Q: Wheels are under the bus, aren't they? Then we don't have to check them?**

*A: Just don't crawl under the bus.*

**55. Q: Will there be a similar bus to check out ahead of time?**

*A: Only if one is available, if not you may have time to familiarize yourself with the bus or van during pre- trip inspection.*

**56. Q: Will the Pre-Trip Inspection be performed on a 35' or 40' bus?**

*A: Whichever is available.*

**57. Q: Does checking the bus windows mean opening the windows?**

*A: Do what you would do to check them for defects.*



# APPENDIX 3

## OPERATORS' EVENT DESCRIPTIONS



# 2023 TPTA Course Layout



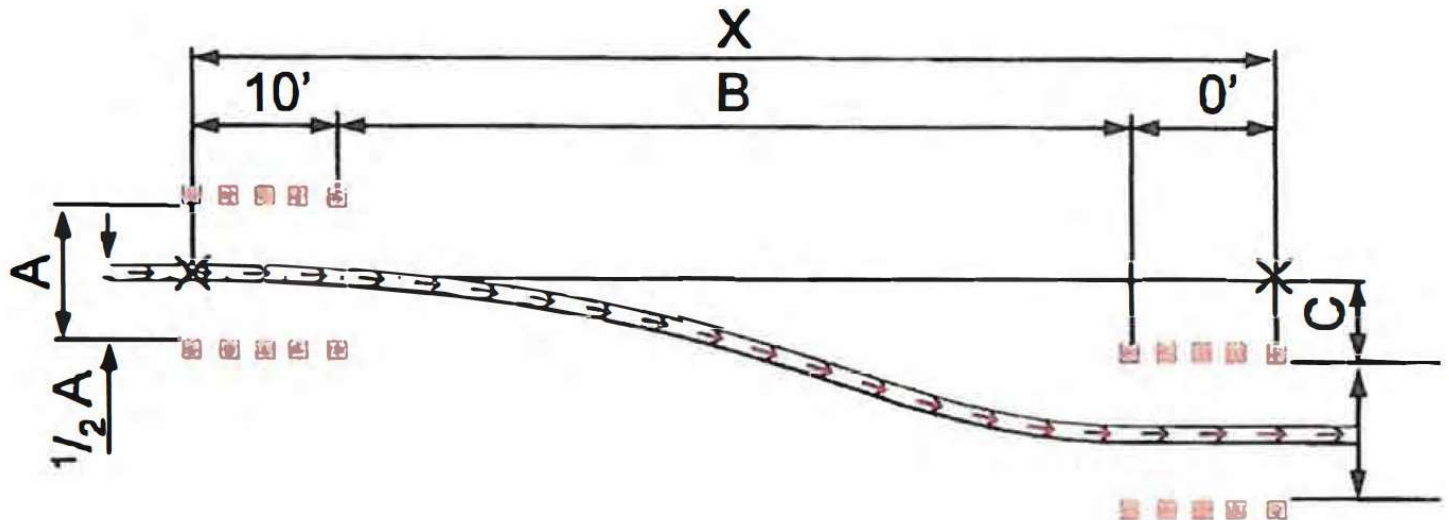
Not to Scale

ADA CALL: Rodeo Dr & MATA Way

## BUS & VAN OPERATORS' ROADEO COURSE

### TEST ONE: OFFSTREET PARKING

In this test, the driver is required to drive through two separate narrow lanes that are offset one full lane's width from each other.



#### 40' x 102" Bus:

A= 9'-6"  
B= 55'-0"  
C= 6'-0"  
X= 75'-0"

#### 35' x 96" Bus:

A= 9'-0"  
B= 48'-0"  
C= 5'-8"  
X= 68'-0"

#### 25'9" x 8' Cutaway Van:

A= 10'-3"  
B= 38'-2"  
C= 3'-9"  
X= 58'-2"

#### 30' x 96" Bus:

A= 9'-0"  
B= 41'-0"  
C= 5'-4"  
X= 61'-0"

#### 30' x 102" Bus:

A= 9'-6"  
B= 41'-0"  
C= 5'-4"  
X= 61'-0"

#### 19'7" x 7'2" Conversion Van:

A= 8'-1"  
B= 26'-3"  
X= 46'-3"

#### LEGEND



28" Cone



Path of bus

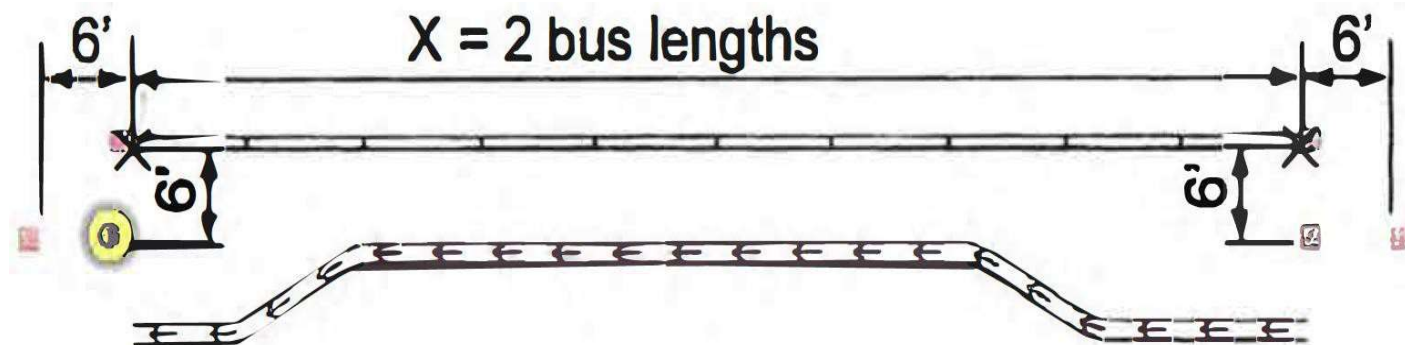


Survey baseline

## BUS & VAN OPERATORS' ROADEO COURSE

### TEST TWO & SIX: PASSENGER STOP

In this test, the driver is required to drive through two separate narrow lanes that are offset one full lane's width from each other.



#### 40' x 102" Bus:

A= 9'-6"  
B= 55'-0"  
C= 6'-0"  
X= 75'-0"

#### 35' x 96" Bus:

A= 9'-0"  
B= 48'-0"  
C= 5'-8"  
X= 68'-0"

#### 25'9" x 8' Cutaway Van:

A= 10'-3"  
B= 38'-2"  
C= 3'-9"  
X= 58'-2"

#### 30' x 96" Bus:

A= 9'-0"  
B= 41'-0"  
C= 5'-4"  
X= 61'-0"

#### 30' x 102" Bus:

A= 9'-6"  
B= 41'-0"  
C= 5'-4"  
X= 61'-0"

#### 19'7" x 7'2" Conversion Van:

A= 8'-1"  
B= 26'-3"  
X= 46'-3"

#### LEGEND



28" Cone



Path of bus

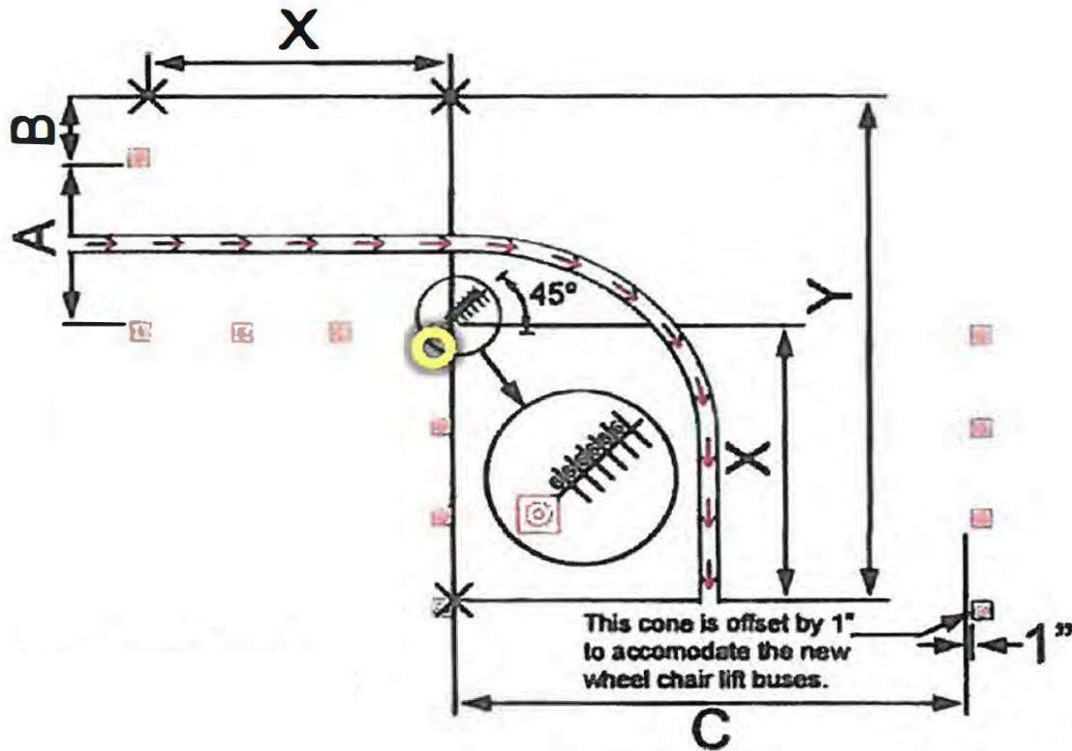


Survey baseline

## BUS & VAN OPERATORS' ROADEO COURSE

### TEST THREE: RIGHT TURN

This problem tests a driver's ability to negotiate a right 90 degree turn. The corner is marked with cones and the rear tire of the bus is to pass within 6 inches of the corner. To measure this, a line should be marked out 45 degrees from the corner and divided into six-inch segments. The judge has only to see which segment the outside of the tire passes over in order to judge the driver.



#### 40' x 102" Bus:

A= 11'-6"

B= 5'-0"

C= 34'-0"

X= 20'-0"

Y= 36'-6"

#### 35' x 96" Bus:

A= 10'-8"

B= 4'-10"

C= 29'-9"

X= 17'-6"

Y= 33'-0"

#### 25'9" x 8' Cutaway Van:

A= 11'-5"

B=

C= 24'

X= 20'

#### 30' x 96" Bus:

A= 10'-8"

B= 4'-10"

C= 25'-6"

X= 15'-0"

Y= 29'-6"

#### 30' x 102" Bus:

A= 11'-6"

B= 15'-0"

C= 25'-4"

X= 15'-0"

Y= 29'-6"

#### 19'7" x 7'2" Conversion Van:

A= 8'-1"

B=

C= 16'-7"

X= 9'-11"

#### LEGEND



28" Cone



Path of bus

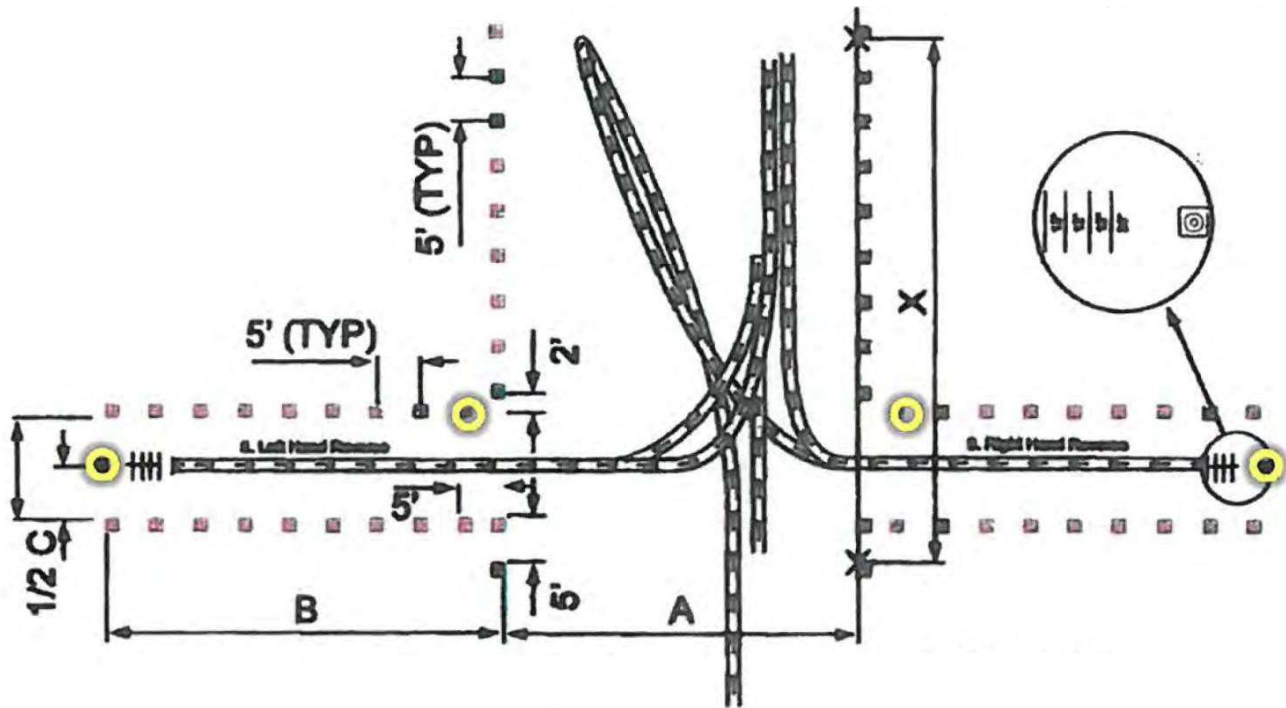


Survey baseline

## BUS & VAN OPERATORS' ROADEO COURSE

### TEST FOUR & EIGHT: LEFT & RIGHTHAND REVERSE

This problem tests the contestant's ability to turn a vehicle around at a route terminal which requires the vehicle to back up to the left and right.



#### 40' x 102" Bus:

A= 40'-0"  
B= 45'-0"  
C= 11'-0"  
X= 58'-0"

#### 30' x 96" Bus:

A= 30'-0"  
B= 35'-0"  
C= 9'-0"  
X= 50'-0"

#### 35' x 96" Bus:

A= 35'-0"  
B= 40'-0"  
C= 10'-0"  
X= 53'-0"

#### 30' x 102" Bus:

A= 30'-0"  
B= 35'-0"  
C= 11'-0"  
X= 50'-0"

#### 25'9" x 8' Cutaway Van:

A= 25'-9"  
B= 30'-0"  
C= 11'-0"  
X= 45'-0"

#### 19'7" x 7'2" Conversion Van:

A= 19'-7"  
B= 24'-0"  
C= 11'-0"  
X= 40'-0"

#### LEGEND



28" Cone



Path of bus

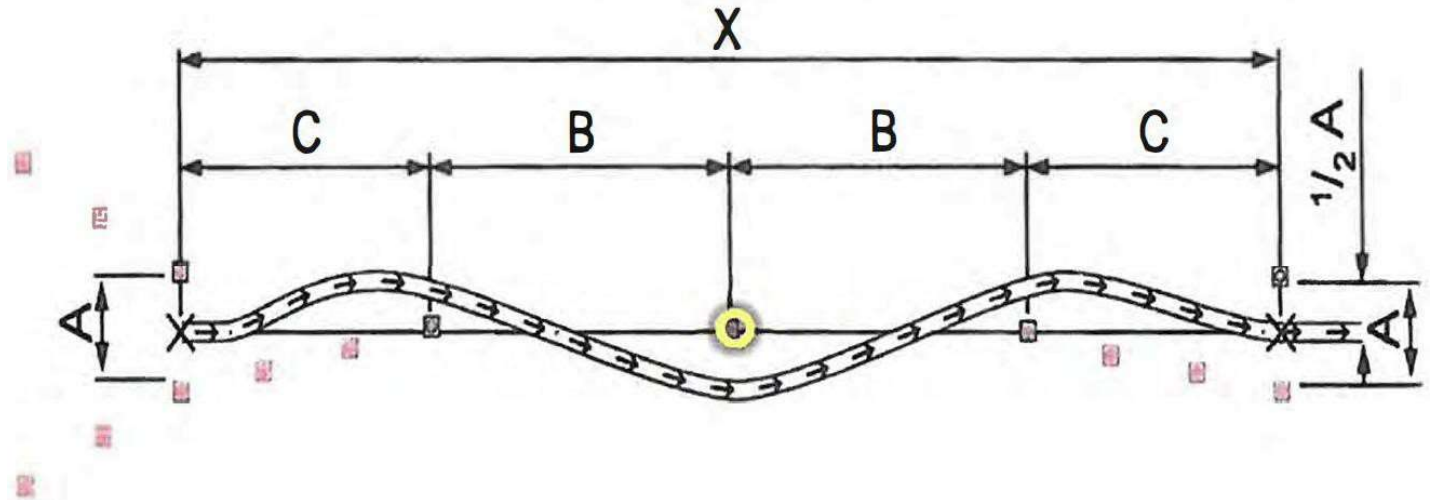


Survey baseline

## BUS & VAN OPERATORS' ROADEO

### COURSE TEST FIVE: SERPENTINE

This problem tests a drivers' ability to negotiate tight turns. The driver is required to enter a gate, weave in and out through three cones, and exit the problem through another gate. The bus is not permitted to touch any portion of any cone.



#### 40' x 102" Bus:

A= 9'-6"  
B= 36'-0"  
C= 32'-0"  
X= 136'-0"

#### 30' x 96" Bus:

A= 9'-0"  
B= 28'-0"  
C= 19'-2"  
X= 94'-4"

#### 35' x 96" Bus:

A= 9'-0"  
B= 32'-0"  
C= 25'-7"  
X= 115'-0"

#### 30' x 102" Bus:

A= 9'-6"  
B= 28'-0"  
C= 19'-2"  
X= 94'-4"

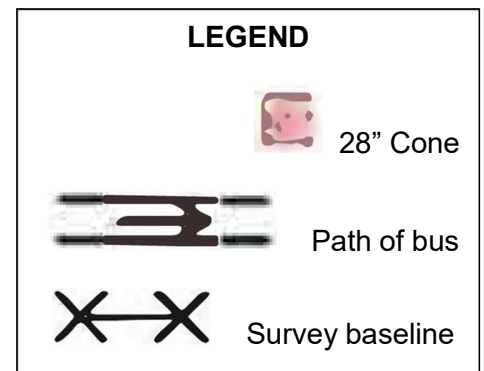
#### 25'9" x 8' Cutaway Van:

A= 10'-3"  
B= 25'  
C= 25'-5"  
X= 110'-0"

#### 19'7" x 8'6" Conversion Van:

A= 8'-1"  
B= 21'-0"  
C= 17'-0"  
X= 76'-0"

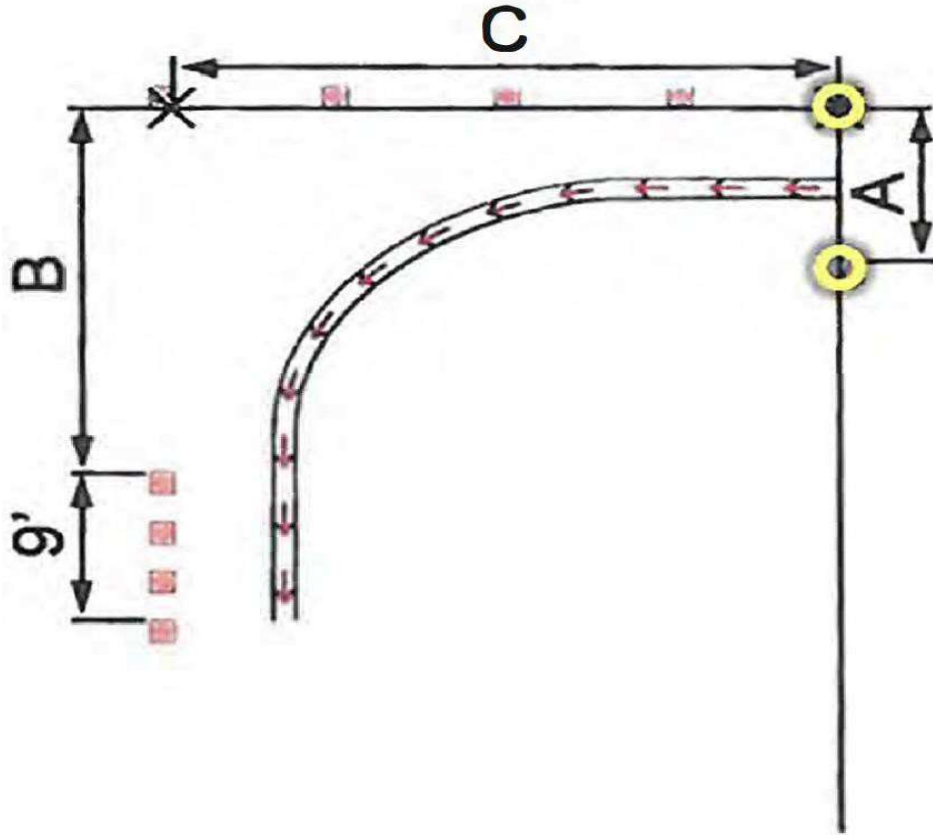
**Note:** Cutaway van width without mirrors is 8'  
Conversion van width without mirrors is 7' 2"



## BUS & VAN OPERATORS' ROADEO COURSE

### TEST SEVEN: LEFT TURN

This problem tests a driver's ability to make a tight left turn in a close situation. The driver is required to swing the bus into a 90 degree turn and not hit any of the cones outlining the problem even though they will lose sight of some of the marker cones.



#### 40' x 102" Bus:

A= 9'-9"  
B= 23'-0"  
C= 36'-7"

#### 35' x 96" Bus:

A= 9'-3"  
B= 20'-3"  
C= 32'-2"

#### 25'9" x 8' Cutaway Van:

A= 10'-5"  
B= 20'-1"  
C= 26'-0"

#### 30' x 96" Bus:

A= 9'-3"  
B= 17'-6"  
C= 27'-9"

#### 30' x 102" Bus:

A= 9'-9"  
B= 17'-6"  
C= 27'-9"

#### 19'7" x 7'2" Conversion Van:

A= 8'-1"  
B= 17'-3 1/2"  
C= 18'-1"

#### LEGEND



28" Cone



Path of bus



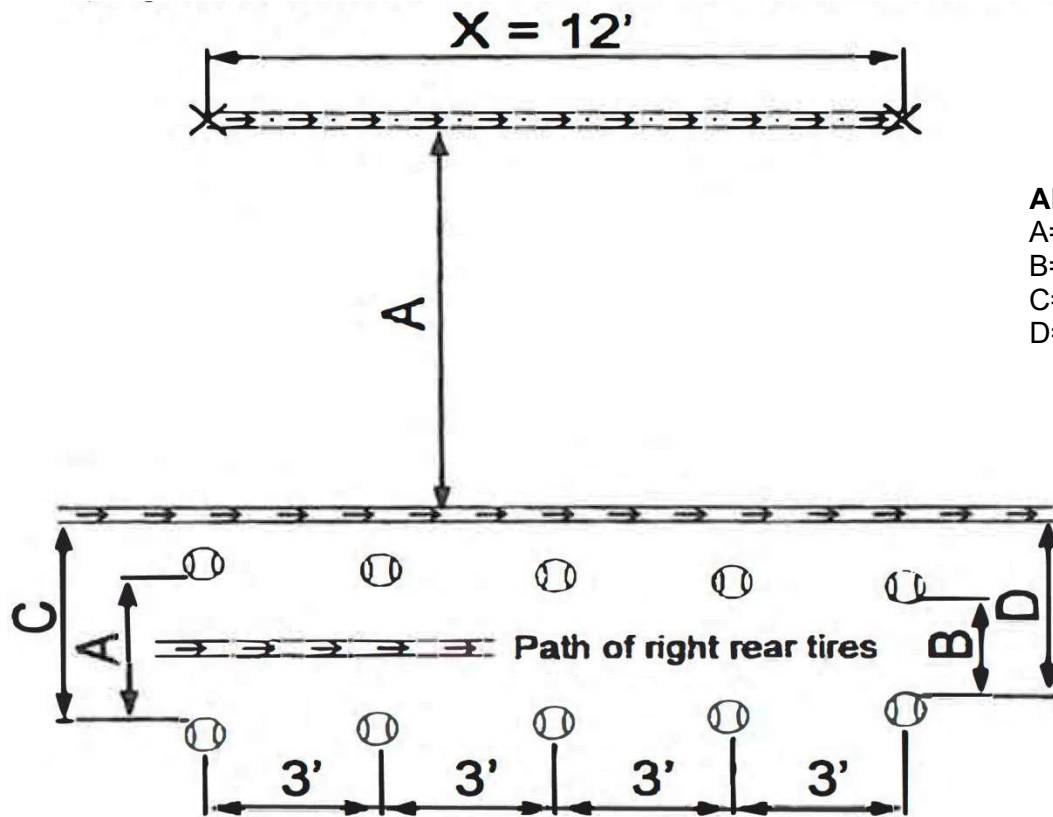
Survey baseline



## BUS & VAN OPERATORS' ROADEO COURSE

### TEST NINE: REAR DUALS CLEARANCE

This is a judgment problem in which the driver must drive through a line with their right dual tires. The lane is only slightly wider than the total outside width of a pair of rear duals and is marked out with large flat washers and sponge rubber balls. It is wider at the entrance and narrower at the exit.



#### ALL BUSES

A= Width of rear dual tires =6"

B= Width of rear dual tires + 3"

C=  $\frac{1}{2}$  width of bus +3

D=  $\frac{1}{2}$  width of bus +1  $\frac{1}{2}$ "

#### 40' x 102" Bus:

E= 10'-9"

#### 35' x 96" Bus:

E= 10'-2"

B= 48'-0"

C= 5'-8"

X= 68'-0"

#### 30' x 96" Bus:

E= 10'-2"

#### 30' x 102" Bus:

E= 10'-9"

#### 19'7" x 7'2" Conversion Van:

A= 18"

B= 18"

C= 16"

D= 15"

E= 15"

#### 25'9" x 8' Cutaway Van:

A= 2'-3"

B= 2'

C= 2'

D= 1'10  $\frac{1}{2}$ "

E= 1'10  $\frac{1}{2}$ "

#### LEGEND



Tennis ball



Path of bus

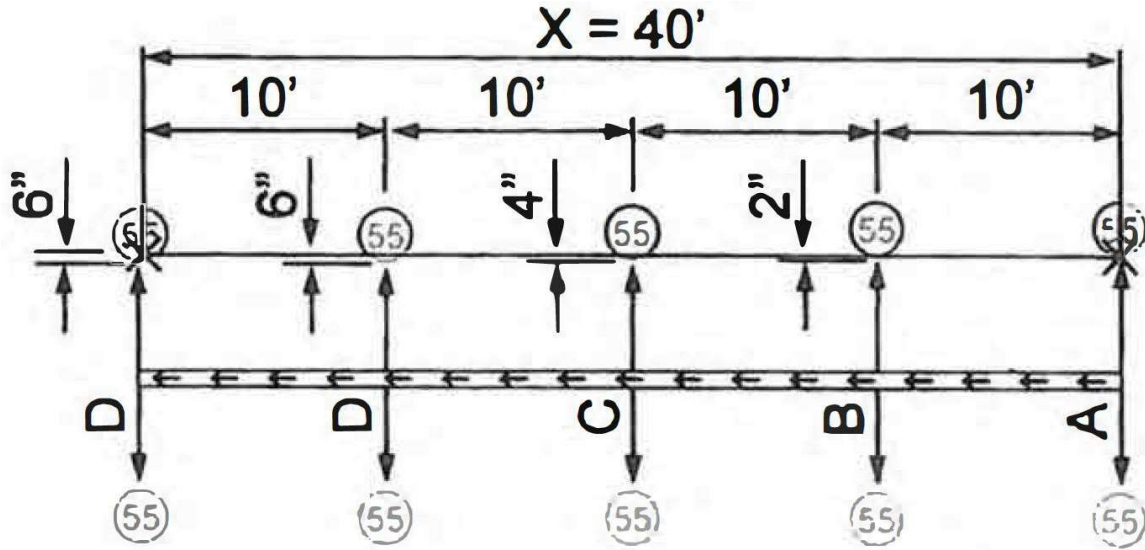


Survey Baseline

## BUS & VAN OPERATORS' ROADEO COURSE TEST

### TEN: DIMINISHING CLEARANCE

This is a problem that tests a driver's ability to judge position and speed of their vehicle. The driver is required to drive through a narrowing V-shape channel outlined with barrels, while maintaining a speed of 15 miles per hour.



#### 40' x 102" Bus:

A= 10'-0"  
B= 9'-8"  
C= 9'-4"  
D= 9'-0"  
X= 40'-0"

#### 30' x 96" Bus:

A= 9'-6"  
B= 9'-2"  
C= 8'-10"  
D= 8'-6"  
X= 40'-0"

#### 35' x 96" Bus:

A= 9'-6"  
B= 9'-2"  
C= 8'-10"  
X= 40'-0"

#### 30' x 102" Bus:

A= 10'-0"  
B= 9'-8"  
C= 9'-4"  
D= 9'-0"  
X= 40'-0"

#### 25'9" x 8' Cutaway Van:

A= 19'-6"  
B= 9'-2"  
C= 8'-10"  
D= 8'-8"  
E= 8'-8"

#### 19'7" x 7'2" Conversion Van:

A= 8'-6"  
B= 8'-2"  
C= 7'-10"  
D= 7'-8"  
E= 7'-8"

#### LEGEND



55-gallon drum



Path of bus

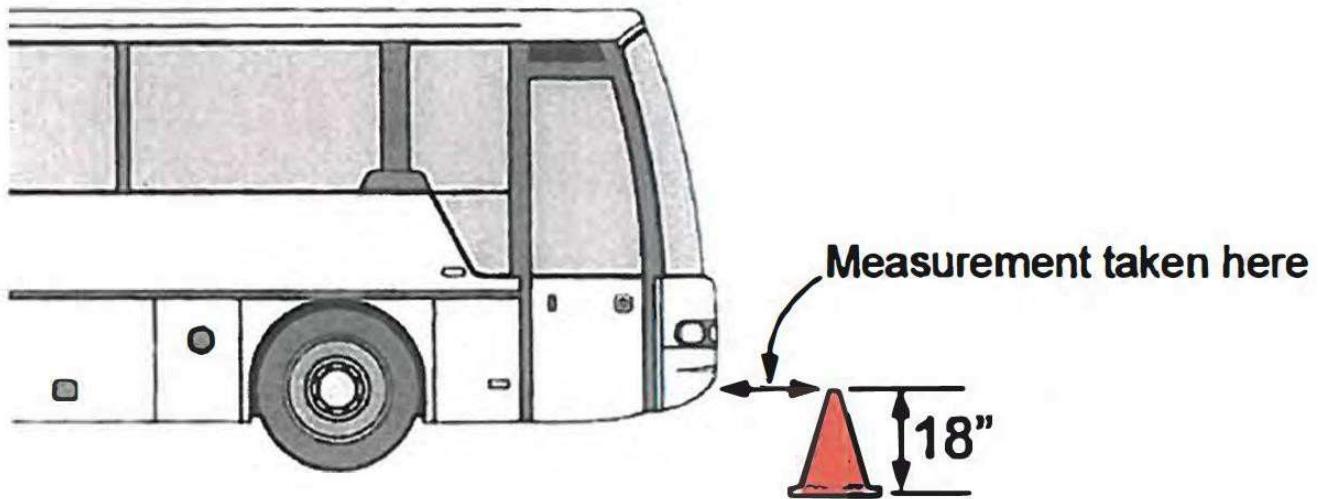


Survey baseline

## BUS & VAN OPERATORS' ROADEO COURSE

### TEST ELEVEN: JUDGEMENT STOP

This problem tests a driver's ability to judge closing distance between the bus and a small object directly ahead. A small (18 inch) cone is placed on the finish line, the driver's final stop. The bus must stop with the front bumper within 5 inches of the cone.



# APPENDIX 4

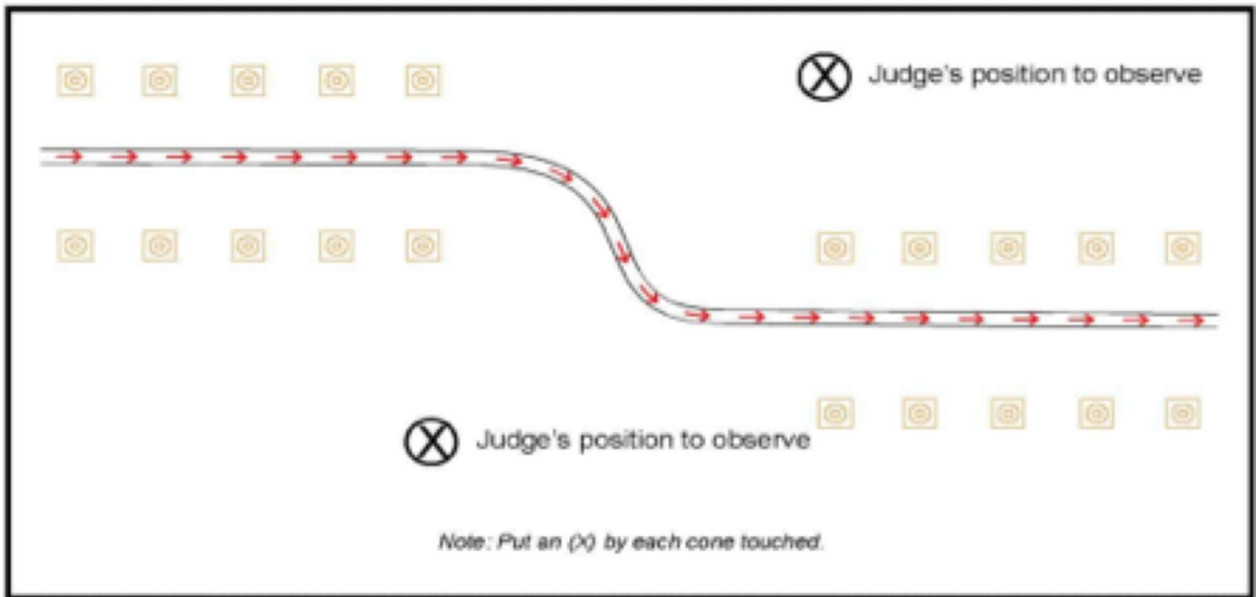
## OPERATORS' SCORE SHEETS



**TPTA  
BUS/VAN ROADEO  
TEST ONE: OFFSET STREET**

Contestant's Number: \_\_\_\_\_

Bus/Van Number: \_\_\_\_\_



**Penalties:**

1. 10 points off for each cone touched.
2. 10 points off for each transmission shift into reverse.
3. 50 points off for not completing test as designed.

**Score:**

- |                                    |                    |
|------------------------------------|--------------------|
| 1. Cones touched                   | _____ x 10 = _____ |
| 2. Shifted into reverse            | _____ x 10 = _____ |
| 3. Not completing test as designed | _____ x 50 = _____ |

**Total Points Off (Add 1 thru 3)**

*Note: Maximum Penalty Points = 50*

Judge's Signature: \_\_\_\_\_

Total Points Possible 50

Judge's Signature: \_\_\_\_\_

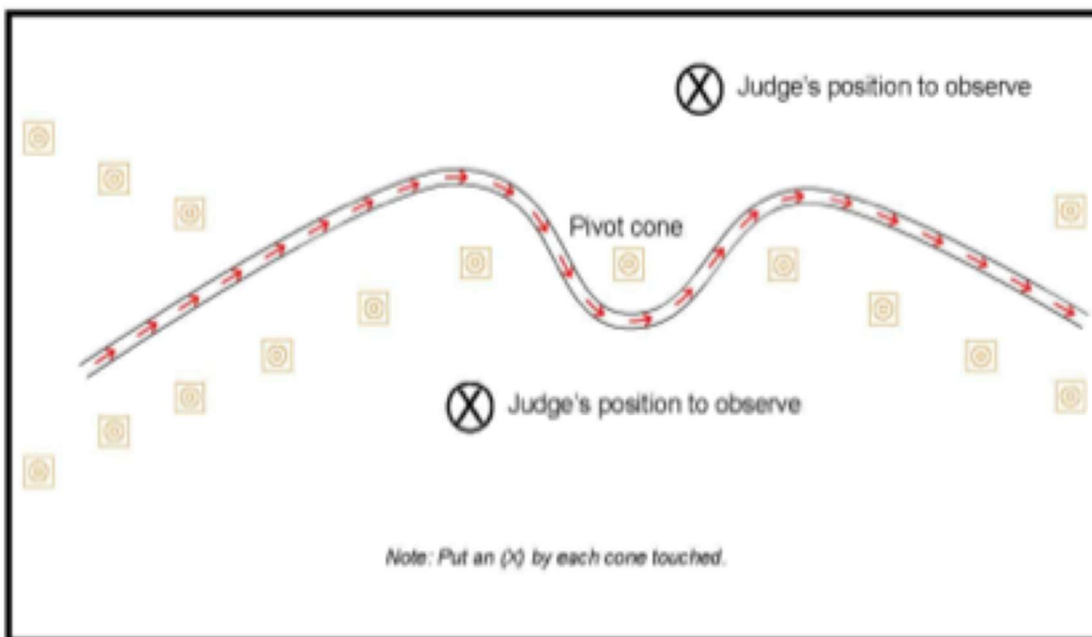
Total Points Off \_\_\_\_\_

**POINTS EARNED**

# TPTA BUS/VAN ROADEO TEST FOUR: SERPENTINE

Contestant's Number: \_\_\_\_\_

Bus/Van Number: \_\_\_\_\_



## Penalties:

1. 10 points off for each cone touched.
2. 10 points off for each transmission shift into reverse.
3. 25 points off for touching pivot cone.
4. 50 points off for not completing test as designed.

## Score:

- |                                    |                    |
|------------------------------------|--------------------|
| 1. Cones touched                   | _____ x 10 = _____ |
| 2. Shifted into reverse            | _____ x 10 = _____ |
| 3. Pivot cone touched              | _____ x 25 = _____ |
| 4. Not completing test as designed | _____ x 50 = _____ |

## Total Points Off (Add 1 thru 4)

*Note: Maximum Penalty Points = 50*

Judge's Signature: \_\_\_\_\_

Total Points Possible 50

Judge's Signature: \_\_\_\_\_

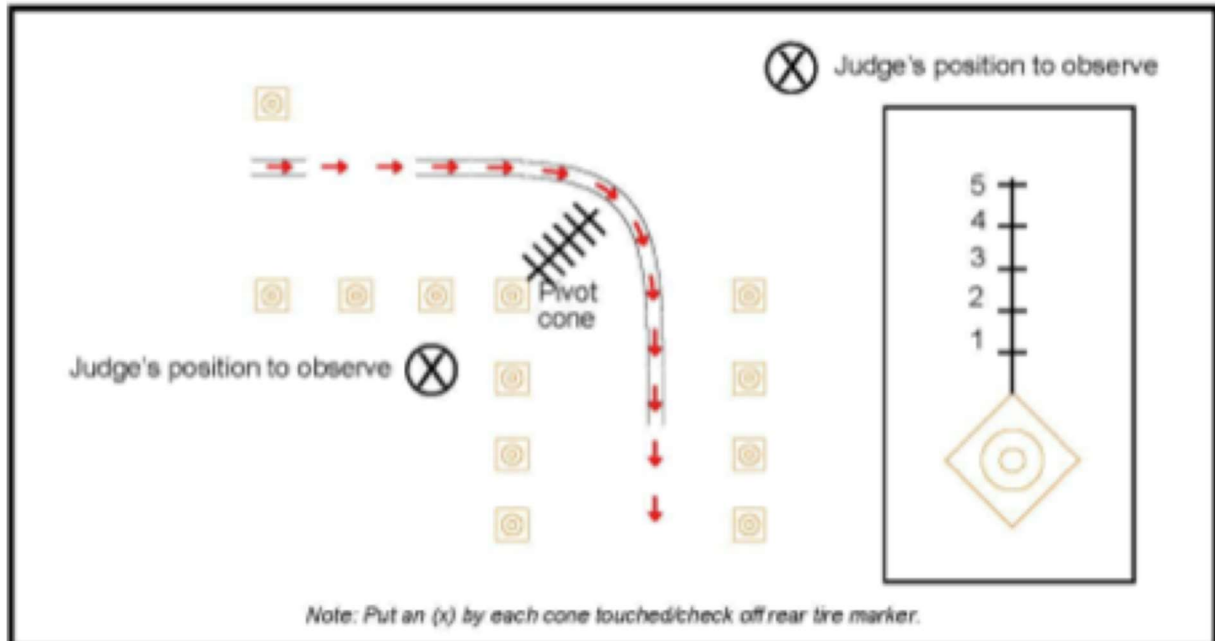
Total Points Off \_\_\_\_\_

**POINTS EARNED**

# TPTA BUS/VAN ROADEO TEST THREE: RIGHT TURN

Contestant's Number: \_\_\_\_\_

Bus/Van Number: \_\_\_\_\_



## Penalties:

1. 10 points off for each cone touched.
2. 5 points off for each 6" segment beyond the first 6" pivot cone.
3. 10 points off for each transmission shift into reverse.
4. 25 points off for touching pivot cone.
5. 50 points off for not completing test as designed.

## Score:

- |                                    |                    |
|------------------------------------|--------------------|
| 1. Cones touched                   | _____ x 10 = _____ |
| 2. Excessive rear tire clearance   | _____ x 5 = _____  |
| 3. Shifted into reverse            | _____ x 10 = _____ |
| 4. Pivot cone touched              | _____ x 25 = _____ |
| 5. Not completing test as designed | _____ x 50 = _____ |

Total Points Off (Add 1 thru 5)

Note: Maximum Penalty Points = 50

Judge's Signature: \_\_\_\_\_

Total Points Possible 50

Judge's Signature: \_\_\_\_\_

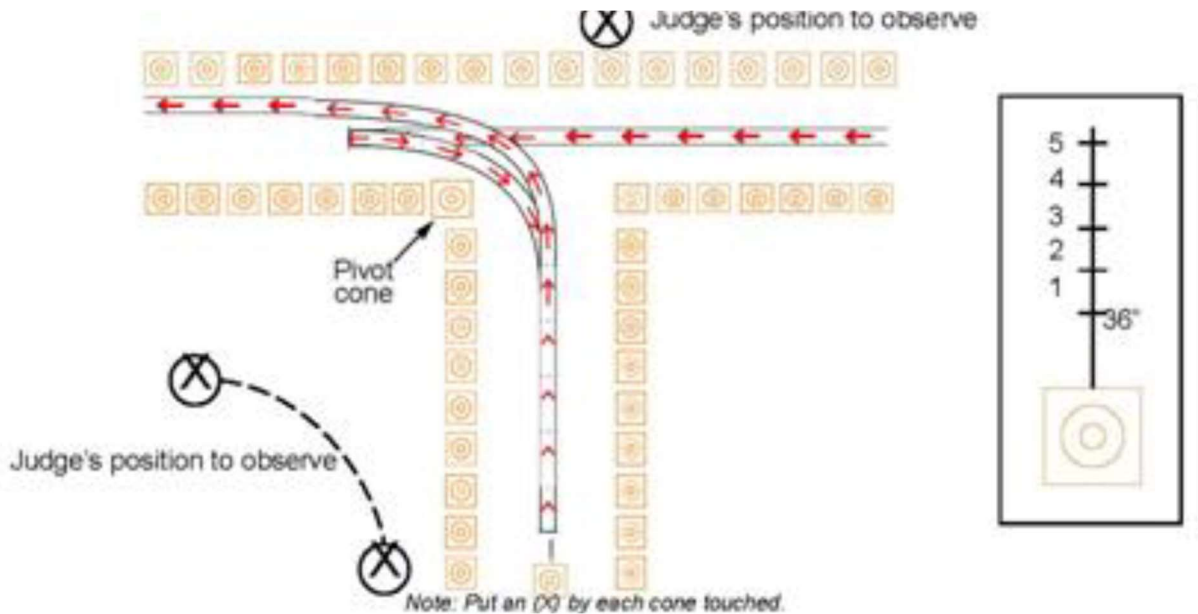
Total Points Off \_\_\_\_\_

**POINTS EARNED**

# TPTA BUS/VAN ROADEO TEST TWO: RIGHT HAND REVERSE

Contestant's Number: \_\_\_\_\_

Bus/Van Number: \_\_\_\_\_



## Penalties:

1. 10 points off for pivot cone touched.
2. 5 points off for each cone touched.
3. 5 points off for each 12" segment beyond 36' limit from rear cone.
4. 10 points off for each transmission shift into reverse after initial shift into reverse.
5. 25 points off for touching rear cone.
6. 50 points off for not competing test as designed.

## Score:

- |                                    |                    |
|------------------------------------|--------------------|
| 1. Pivot cone touched              | _____ x 10 = _____ |
| 2. Cones touched                   | _____ x 5 = _____  |
| 3. Rear clearance beyond 36"       | _____ x 5 = _____  |
| 4. Shifted into reverse            | _____ x 10 = _____ |
| 5. Rear cone touched               | _____ x 25 = _____ |
| 6. Not completing test as designed | _____ x 50 = _____ |

## Total Points Off (Add 1 thru 6)

*Note: Maximum Penalty Points = 50*

Judge's Signature: \_\_\_\_\_

Total Points Possible 50

Judge's Signature: \_\_\_\_\_

Total Points Off \_\_\_\_\_

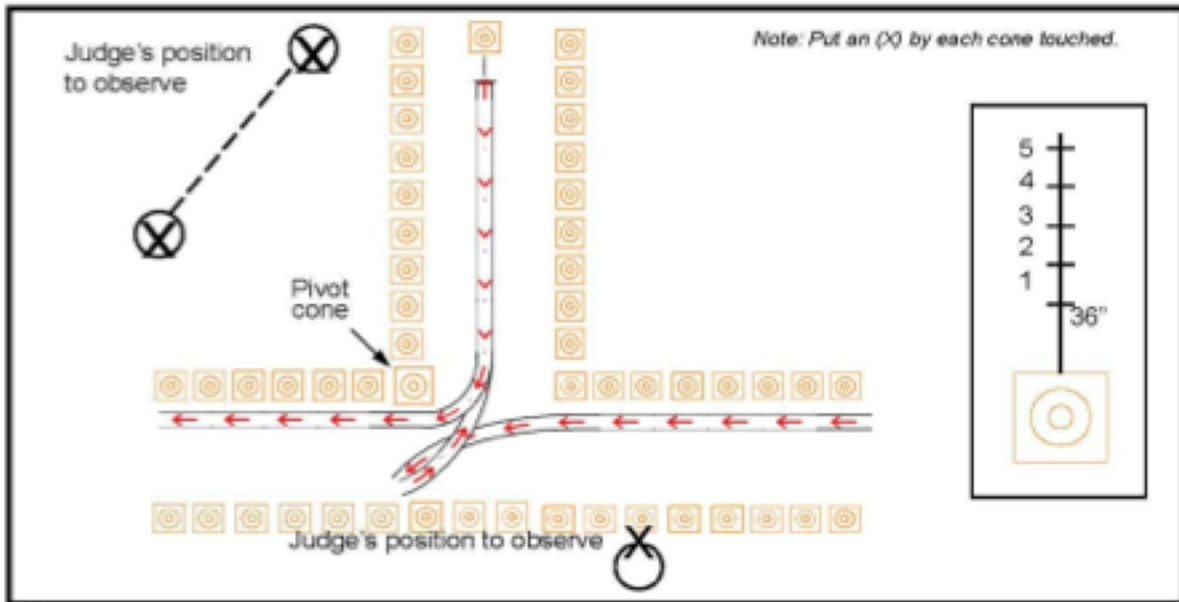
**POINTS EARNED**



# TPTA BUS/VAN ROADEO TEST SEVEN: LEFT HAND REVERSE

Contestant's Number: \_\_\_\_\_

Bus/Van Number: \_\_\_\_\_



## Penalties:

1. 10 points off for pivot cone touched.
2. 5 points off for each cone touched.
3. 5 points off for each 12" segment beyond 36' limit from rear cone.
4. 10 points off for each transmission shift into reverse after initial shift into reverse.
5. 25 points off for touching rear cone.
6. 50 points off for not competing test as designed.

## Score:

- |                                    |                    |
|------------------------------------|--------------------|
| 1. Pivot cone touched              | _____ x 10 = _____ |
| 2. Cones touched                   | _____ x 5 = _____  |
| 3. Rear clearance beyond 36"       | _____ x 5 = _____  |
| 4. Shifted into reverse            | _____ x 10 = _____ |
| 5. Rear cone touched               | _____ x 25 = _____ |
| 6. Not completing test as designed | _____ x 50 = _____ |

## Total Points Off (Add 1 thru 6)

*Note: Maximum Penalty Points = 50*

Judge's Signature: \_\_\_\_\_

Total Points Possible 50

Judge's Signature: \_\_\_\_\_

Total Points Off \_\_\_\_\_

**POINTS EARNED**

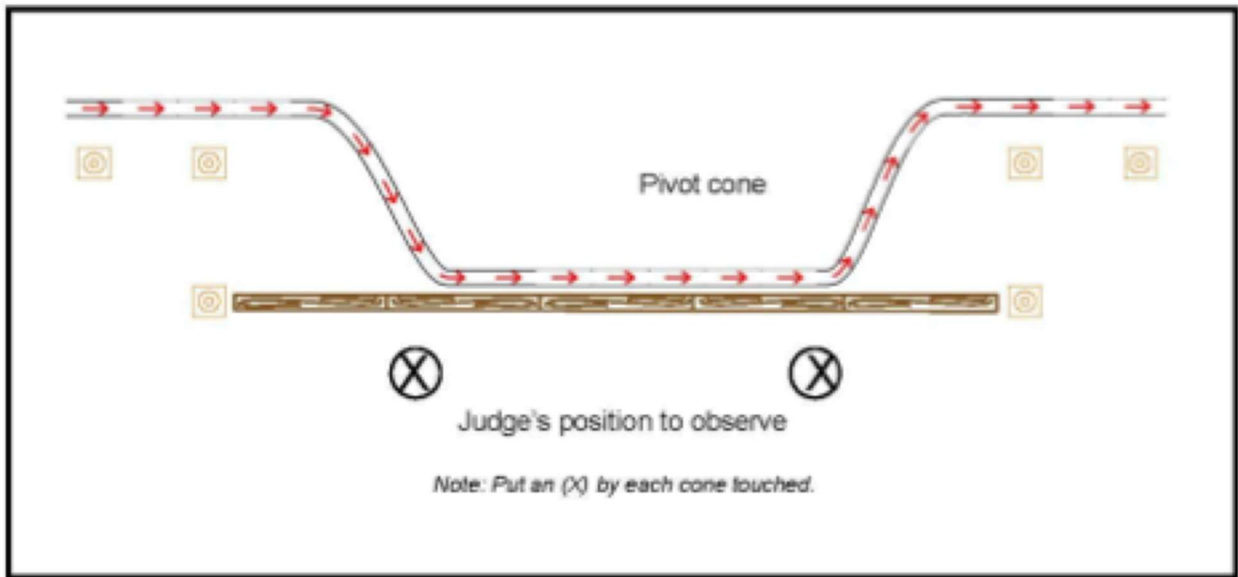
# TPTA

## BUS/VAN ROADEO

### TEST SIX: 1<sup>ST</sup> PASSENGER STOP

Contestant's Number: \_\_\_\_\_

Bus/Van Number: \_\_\_\_\_



#### Penalties:

1. 25 points off for touching cones at either end of passenger stop.
2. 25 points off for touching curb with tires.
3. 1 point off per inch beyond 6" segment from curb (front tire).
4. 1 point off per inch beyond 15" segment from curb (rear tire).
5. 10 points off for each transmission shift into reverse.
6. 50 points off for not completing test as designed.

#### Score:

- |                                    |                     |
|------------------------------------|---------------------|
| 1. Entrance cones touched          | _____ x 25 = _____  |
| 2. Touched curb                    | _____ x 25 = _____  |
| 3. Front tire actual measurement   | _____ x -6 = _____  |
| 4. Rear tire actual measurement    | _____ x -15 = _____ |
| 5. Exit cones touched              | _____ x 25 = _____  |
| 6. Shifted into reverse            | _____ x 10 = _____  |
| 7. Not completing test as designed | _____ x 50 = _____  |

#### Total Points Off (Add 1 thru 7)

*Note: Maximum Penalty Points = 50*

Judge's Signature: \_\_\_\_\_

Total Points Possible 50

Judge's Signature: \_\_\_\_\_

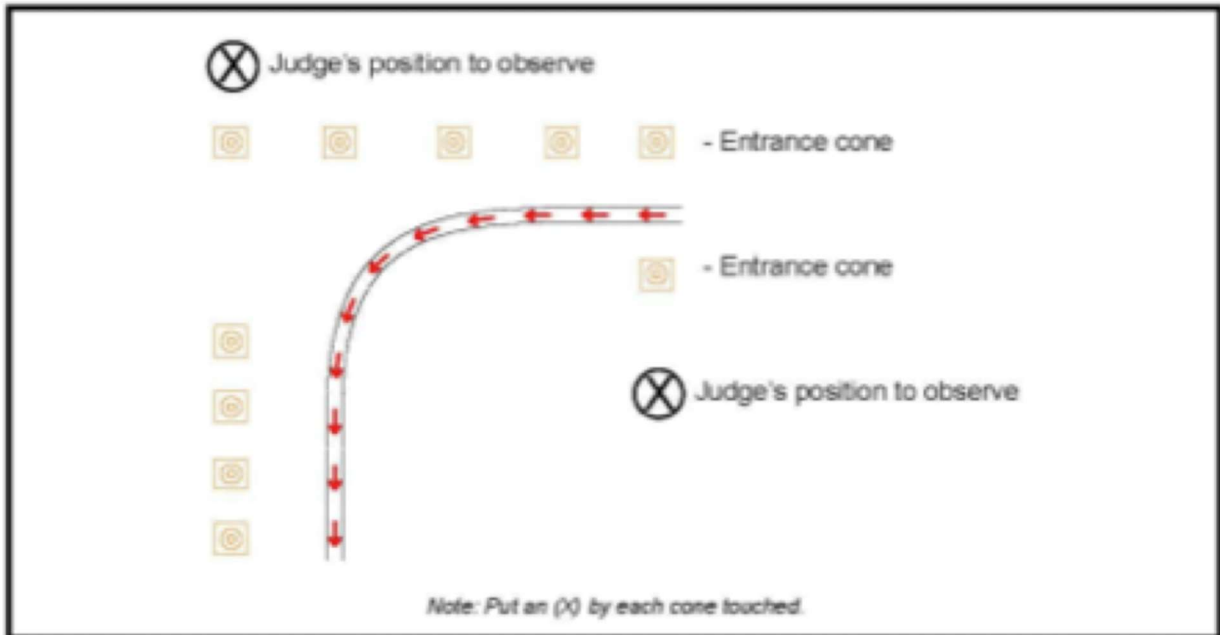
Total Points Off \_\_\_\_\_

**POINTS EARNED**

# TPTA BUS/VAN ROADEO TEST FIVE: LEFT HAND TURN

Contestant's Number: \_\_\_\_\_

Bus/Van Number: \_\_\_\_\_



## Penalties:

1. 10 points off for each cone touched.
2. 10 points off for each transmission shift into reverse.
3. 25 points off for touching entrance cone.
4. 50 points off for not completing test as designed.

## Score:

- |                                     |                    |
|-------------------------------------|--------------------|
| 1. Cones touched                    | _____ x 10 = _____ |
| 2. Shifted into reverse             | _____ x 10 = _____ |
| 3. Entrance cone touched            | _____ x 25 = _____ |
| 4. Not completing test as designed. | _____ x 50 = _____ |

## Total Points Off (Add 1 thru 4)

*Note: Maximum Penalty Points = 50*

Judge's Signature: \_\_\_\_\_

Total Points Possible 50

Judge's Signature: \_\_\_\_\_

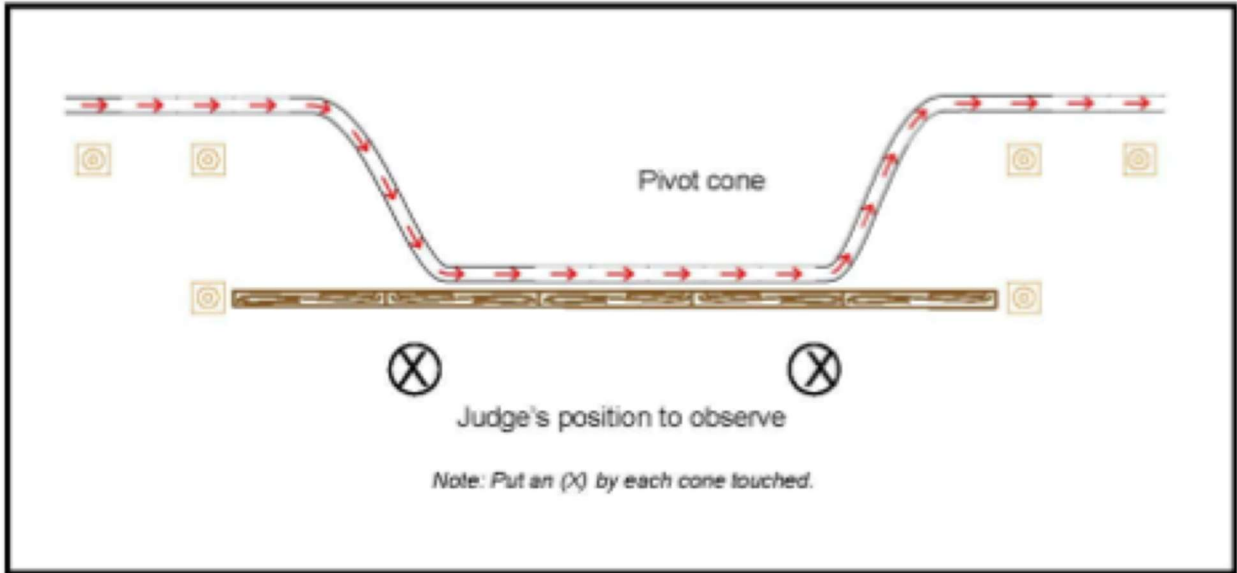
Total Points Off \_\_\_\_\_

## POINTS EARNED

# TPTA BUS/VAN ROADEO TEST EIGHT: 2ND PASSENGER STOP

Contestant's Number: \_\_\_\_\_

Bus/Van Number: \_\_\_\_\_



## Penalties:

1. 25 points off for touching cones at either end of passenger stop.
2. 25 points off for touching curb with tires.
3. 1 point off per inch beyond 6" segment from curb (front tire).
4. 1 point off per inch beyond 15" segment from curb (rear tire).
5. 10 points off for each transmission shift into reverse.
6. 50 points off for not completing test as designed.

## Score:

|                                    |                     |
|------------------------------------|---------------------|
| 1. Entrance cones touched          | _____ x 25 = _____  |
| 2. Touched curb                    | _____ x 25 = _____  |
| 3. Front tire actual measurement   | _____ x -6 = _____  |
| 4. Rear tire actual measurement    | _____ x -15 = _____ |
| 5. Exit cones touched              | _____ x 25 = _____  |
| 6. Shifted into reverse            | _____ x 10 = _____  |
| 7. Not completing test as designed | _____ x 50 = _____  |

## Total Points Off (Add 1 thru 7)

*Note: Maximum Penalty Points = 50*

Judge's Signature: \_\_\_\_\_

Total Points Possible 50

Judge's Signature: \_\_\_\_\_

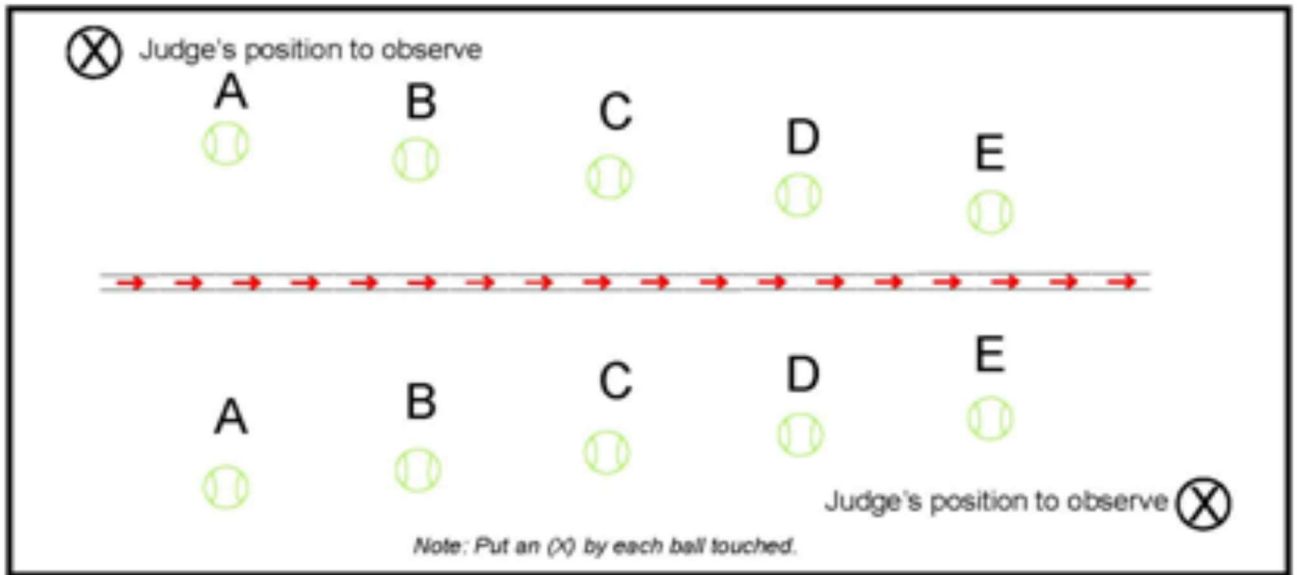
Total Points Off \_\_\_\_\_

**POINTS EARNED**

# TPTA BUS/VAN ROADEO TEST NINE: REAR DUALS CLEARANCE

Contestant's Number: \_\_\_\_\_

Bus/Van Number: \_\_\_\_\_



## Penalties:

1. 20 points off for each "A" ball touched.
2. 16 points off for each "B" ball touched
3. 8 points off for each "C" ball touched
4. 4 points off for each "D" ball touched
5. 2 points off for each "E" ball touched
6. 10 points off transmission shift into reverse.
7. 50 points off for not completing test as designed

## Score:

- |                                    |                    |
|------------------------------------|--------------------|
| 1. "A" ball touched                | _____ x 20 = _____ |
| 2. "B" ball touched                | _____ x 16 = _____ |
| 3. "C" ball touched                | _____ x 8 = _____  |
| 4. "D" ball touched                | _____ x 4 = _____  |
| 5. "E" ball touched                | _____ x 2 = _____  |
| 6. Shifted into reverse            | _____ x 10 = _____ |
| 7. Not completing test as designed | _____ x 50 = _____ |

## Total Points Off (add 1 thru 7)

Note: Maximum Penalty Points = 50

Judge's Signature: \_\_\_\_\_ Total Points Possible 50

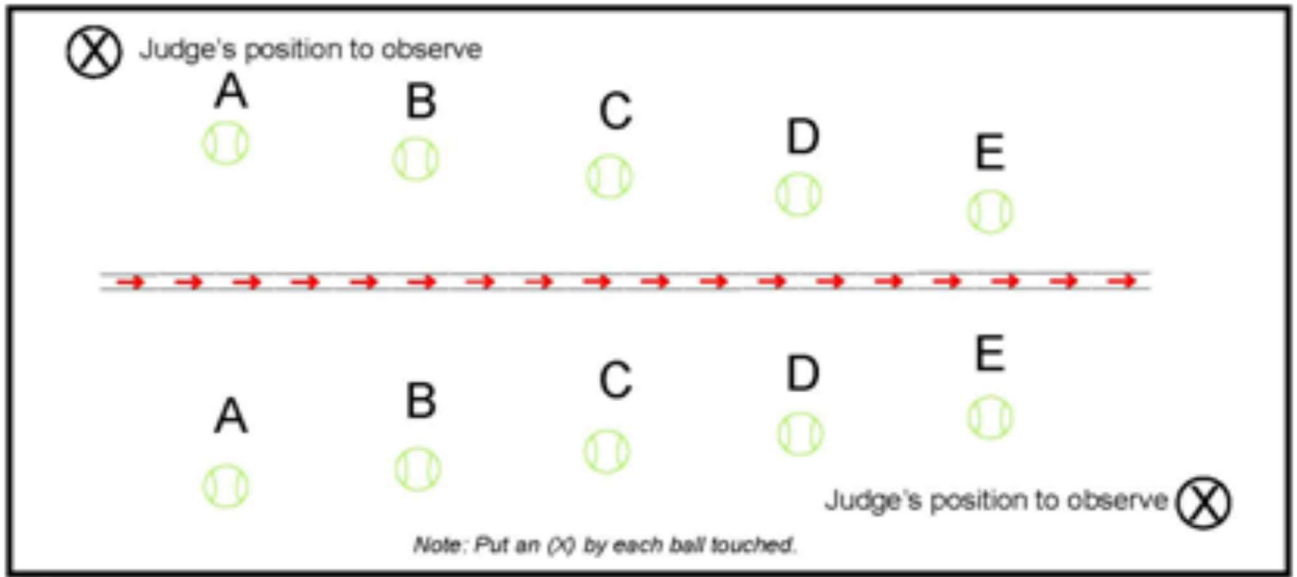
Judge's Signature: \_\_\_\_\_ Total Points Off \_\_\_\_\_

**POINTS EARNED**

# TPTA BUS/VAN ROADEO TEST TEN: DIMINISHING CLEARANCE

Contestant's Number: \_\_\_\_\_

Bus/Van Number: \_\_\_\_\_



**Penalties: Note: Put an (X) by each barrel touched**

1. 20 points off for each "A" barrel touched.
2. 16 points off for each "B" barrel touched
3. 8 points off for each "C" barrel touched
4. 4 points off for each "D" barrel touched
5. 2 points off for each "E" barrel touched
6. 25 points off for insufficient speed (15 mph).
7. 50 points off for not completing test as designed

**Score:**

- |                                    |                    |
|------------------------------------|--------------------|
| 1. "A" barrel touched              | _____ x 20 = _____ |
| 2. "B" barrel touched              | _____ x 16 = _____ |
| 3. "C" barrel touched              | _____ x 8 = _____  |
| 4. "D" barrel touched              | _____ x 4 = _____  |
| 5. "E" barrel touched              | _____ x 2 = _____  |
| 6. Insufficient speed              | _____ x 25 = _____ |
| 7. Not completing test as designed | _____ x 50 = _____ |

**Total Points Off (add 1 thru 7)**

Note: Maximum Penalty Points = 50

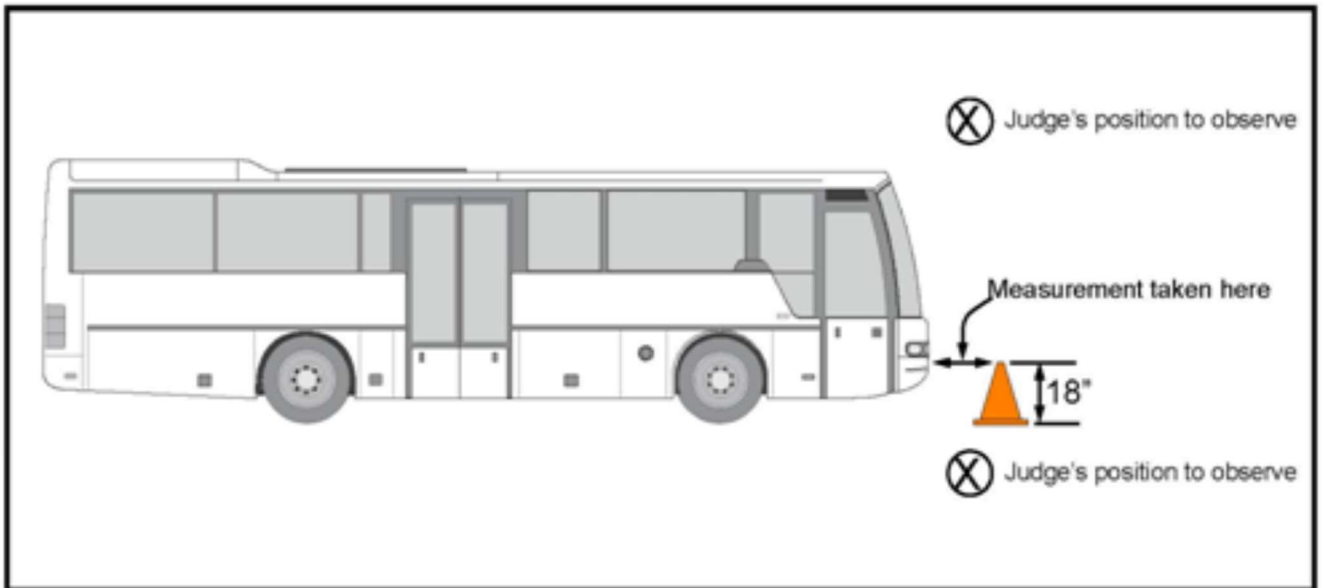
Judge's Signature: \_\_\_\_\_ Total Points Possible 50

Judge's Signature: \_\_\_\_\_ Total Points Off \_\_\_\_\_

**POINTS EARNED**

# TPTA BUS/VAN ROADEO TEST ELEVEN: JUDGEMENT STOP

Contestant's Number: \_\_\_\_\_ Bus/Van Number: \_\_\_\_\_



## Penalties:

1. 50 points off for each 18" marker being touched.
2. 1 point off for 1" beyond the initial 6".
3. 25 points off for making more than one full stop.
4. 50 points off for not completing test as designed.

## Score:

- |  |                            |
|--|----------------------------|
| 1. 18" marker touched                  | _____ Yes _____ NO = _____ |
| 2. Excessive clearance beyond 6" limit |                            |
| Actual measurement                     | _____ -6 = _____           |
| 3. Excessive total stops               | _____ x 25 = _____         |
| 4. Not completing test as designed     | _____ x 50 = _____         |

## Total Points Off (Add 1 thru 4)

*Note: Maximum Penalty Points = 50*

Judge's Signature: \_\_\_\_\_ Total Points Possible 50

Judge's Signature: \_\_\_\_\_ Total Points Off \_\_\_\_\_

**POINTS EARNED**

**TPTA  
BUS/VAN ROADEO  
TEST TWELVE: SAFETY HABITS**

Contestant's Number: \_\_\_\_\_

Bus Number : \_\_\_\_\_

**A. Total Points Possible A: 25**

**B. Deductions**

1. Deduct 1 point for each instance of failing to use proper turn signals \_\_\_\_\_ x 1 = \_\_\_\_\_

2. Deduct 3 points for each instance of failing to sound the horn before backing up \_\_\_\_\_ x 3 = \_\_\_\_\_

3. Deduct 3 points for each instance of failing to use flashers while backing up \_\_\_\_\_ x 3 = \_\_\_\_\_

4. Deduct 3 points for each instance of moving bus with door opened \_\_\_\_\_ x 3 = \_\_\_\_\_

5. Deduct 5 points for failing to use seat belt \_\_\_\_\_ x 5 = \_\_\_\_\_

6. Deduct 2 points if the Operator exhibits poor:

a. Posture Enter 0 or 2 \_\_\_\_\_

b. Use of mirrors Enter 0 or 2 \_\_\_\_\_

c. Use of hands Enter 0 or 2 \_\_\_\_\_

d. Use of feet Enter 0 or 2 \_\_\_\_\_

**Total Points Deducted** (Add 1 - 6)  
(maximum penalty points – 25)

**B:** \_\_\_\_\_

**TOTAL POINTS AWARDED (A– B)**  
**(maximum 25 points)**

\_\_\_\_\_

Judge's Signature \_\_\_\_\_

Judge's Signature \_\_\_\_\_



**TPTA  
BUS/VAN ROADEO  
TEST THIRTEEN: SMOOTHNESS OF OPERATION**

**Contestant's Number:** \_\_\_\_\_ **Bus Number:** \_\_\_\_\_

Evaluate each contestant on his/her ability to deliver a smooth ride. The following criterion is to be employed in making each evaluation:

**A. Total Points Possible**

**A:** 25

**B. Penalties:**

Deduct 10 points for each A.D.A. announcement not made.

Deduct one point for each occurrence of sudden stops, sudden starts and abrupt turns.

1. A.D.A. Announcements x 10 = \_\_\_\_\_ x10= \_\_\_\_\_

2. Sudden Stops x 1 = \_\_\_\_\_ x1= \_\_\_\_\_

3. Sudden Starts x 1 = \_\_\_\_\_ x1= \_\_\_\_\_

4. Abrupt turns x 1 = \_\_\_\_\_ x1= \_\_\_\_\_

**TOTAL POINTS DEDUCTED** (Add 1 - 4)  
(maximum penalty points – 25)

**B:** \_\_\_\_\_

**TOTAL POINTS AWARDED (A-B)**  
(maximum 25 points)

\_\_\_\_\_

Judge's Signature \_\_\_\_\_

Judge's Signature \_\_\_\_\_

**TPTA  
BUS/VAN ROADEO  
TEST FOURTEEN: PERSONAL APPEARANCE**

**Contestant's Number:** \_\_\_\_\_ **Bus Number:** \_\_\_\_\_

**A. Total Points Possible**

**A:** 50

**B. Deductions:**

Deduct 10 points for each instance of poor personal appearance

Examples: wrinkled uniform shirt, unkempt personal appearance,  
unpolished or dirty shoes

Number of Deductions noted: \_\_\_\_\_ x 10= **B:** \_\_\_\_\_  
(maximum of 5 deductions)

Explanation of Deductions Noted:

---

---

---

---

---

---

---

**TOTAL POINTS AWARDED (A-B)** \_\_\_\_\_

Judge's

Signature: \_\_\_\_\_

**TPTA  
BUS/VAN ROADEO  
TIMEKEEPER'S RECORD**

**Contestant's Number:** \_\_\_\_\_ **Bus Number:** \_\_\_\_\_

**NOTE:** Time stops for mechanical trouble and at each course problem where measurements are taken. Time stops at the completion of the judgment stop.

**A. Elapsed Time:** \_\_\_\_\_ minutes \_\_\_\_\_ seconds

**B. Penalty of one point per second over seven minutes.**

(Maximum penalty of 180 points)

**POINTS PENALIZED:** \_\_\_\_\_

**TIMEKEEPER'S SIGNATURE:** \_\_\_\_\_

# TPTA Pre-Trip Inspection Score Sheet

Contestant Number: \_\_\_\_\_

Bus Number: \_\_\_\_\_

## A. Points Earned

Identify and record six (6) planted defects (5 points each).

Identify and record one (1) security problem (20 points).

1. Number of planted defects found \_\_\_\_\_ x 5 = \_\_\_\_\_

2. Security problem found (enter 0 or 20) \_\_\_\_\_

Total Points Earned A. \_\_\_\_\_

## B. Penalty

Deduct 1 point for each item not returned to original condition.

(examples: compartment doors, lights, windows, etc.)

1. Number of items not returned to original condition \_\_\_\_\_ x 1

Total Points Deducted B. \_\_\_\_\_

**TOTAL POINTS EARNED** (A-B) \_\_\_\_\_

(Maximum Possible 50 points)

Judge's Signature: \_\_\_\_\_

Judge's Signature: \_\_\_\_\_

**JUDGES PLEASE MAKE SURE TO GIVE A 2 MINUTE; 1 MINUTE AND 30 SECOND WARNING TO ALL COMPETITORS**

# TPTA Summary Sheet for – Bus/Van Contestant Total Score Sheet

Contestant's Number# \_\_\_\_\_

Bus/Van Number # \_\_\_\_\_

| <u>Driving Tests</u>  | <u>Base Score</u> | <u>Points Earned</u> |
|---|-------------------|----------------------|
| 1. Offset street  | 50                | _____                |
| 2. First Passenger Stop   | 50                | _____                |
| 3. Right Hand Turn  | 50                | _____                |
| 4. Left Hand Reverse  | 50                | _____                |
| 5. Serpentine   | 50                | _____                |
| 6. 2 <sup>nd</sup> Passenger Stop                               | 50                | _____                |
| 7. Left Hand Turn   | 50                | _____                |
| 8. Right Hand Reverse   | 50                | _____                |
| 9. Rear Dual Clearance  | 50                | _____                |
| 10. Diminishing Clearance                                       | 50                | _____                |
| 11. Judgment Stop   | 50                | _____                |
| 12. Safety Habits   | 25                | _____                |
| 13. Smoothness of Operations                                    | 25                | _____                |
| 14. Personal Appearance   | 50                | _____                |
| 15. Defect Bus  | 50                | _____                |
| Contestant's Total Points                                       | 700               | _____                |
| Overtime Penalty Subtracted<br>(1 point per second over 7 Mins) |                   | _____                |
| <b>Contestant's Total Points</b>                                |                   | _____                |

## Timekeepers Record:

Elapsed Time: \_\_\_\_\_ Minutes \_\_\_\_\_ Seconds

Recorder's Signature 1<sup>st</sup> Tally \_\_\_\_\_ Recheck \_\_\_\_\_ Date \_\_\_\_\_

Recorder's Signature 1<sup>st</sup> Tally \_\_\_\_\_ Recheck \_\_\_\_\_ Date \_\_\_\_\_

Recorder's Signature 1<sup>st</sup> Tally \_\_\_\_\_ Recheck \_\_\_\_\_ Date \_\_\_\_\_